

# NYC<sup>®</sup> DATA AT WORK

2018  
Open Data for All Report





**2018**  
Open Data for All Report

**NYC** OpenData

**NYC**  
Analytics

**NYC**  
Information  
Technology &  
Telecommunications

# Contents

## *Introduction*

### **NYC Open Data is NYC Data at Work**

2

## *NYC data at work*

### **Data in the Public Right of Way**

4

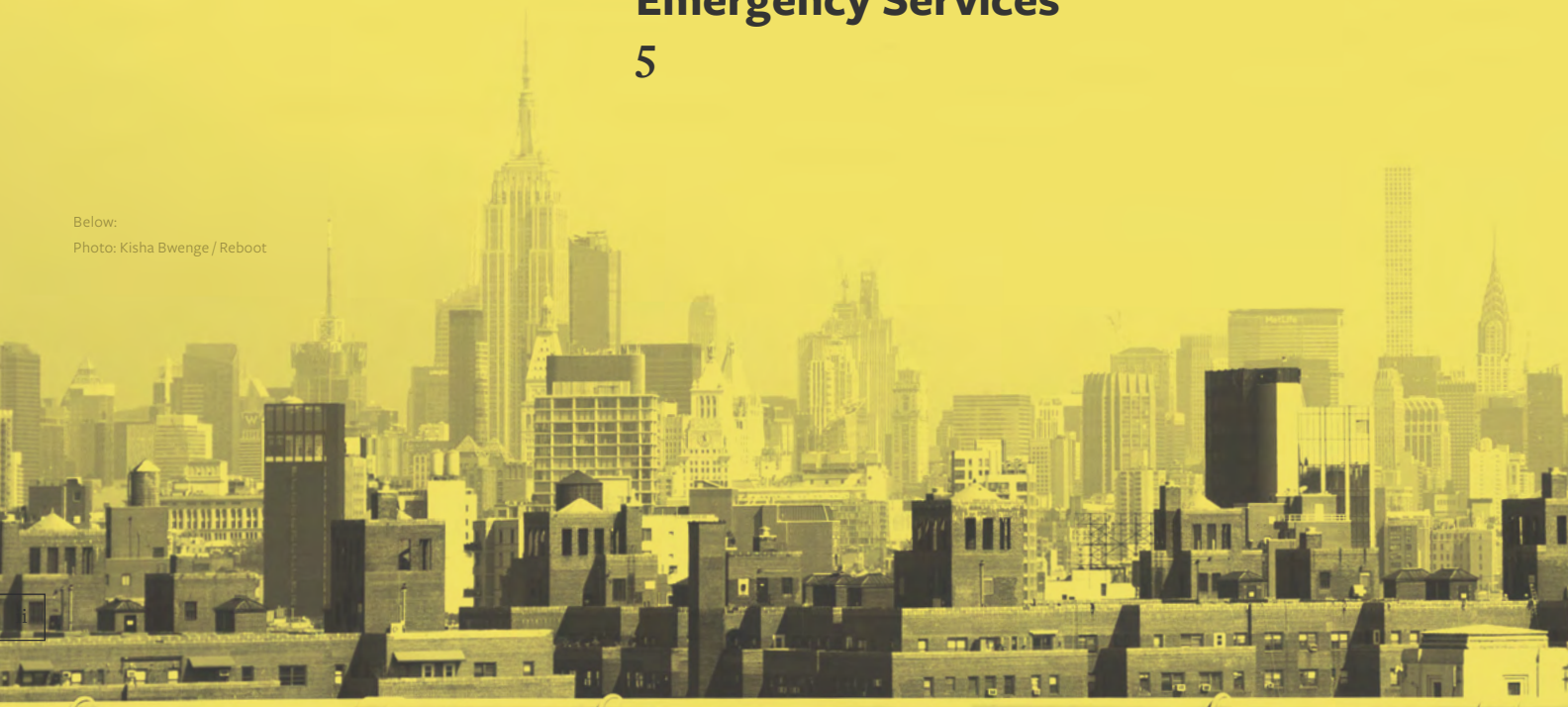
### **How Data Helps Coordinate Street Closures for Community Events**

5

### **The Geospatial Data Backbone of NYC Emergency Services**

5

Below:  
Photo: Kisha Bwenge / Reboot



**NYC data at work****What Taxi Trip Data Tells Us About Mobility and Driver Welfare**

6

**Multiple Datasets Come Together to Shed Light on Urban Problems**

8

**Open Data Opening Doors**

9

**Digital Transformation Offers Insight Into Our Vertical City**

10

**Year in Review****Open Data By the Numbers**

12

**Civic Engagement Timeline**

14

**Improving Policy, Enforcing Compliance**

18







## STREET PAVEMENT RATING

RATING DATE:  
05/05/2018

SEGMENT ID:  
23212

RATING:  
Good

Department of  
Transportation

### *Introduction*

# NYC Open Data is NYC Data at Work

Above:  
Photo: Kisha Bwenge / Reboot





Behind every data point on [nyc.gov/data](http://nyc.gov/data) is a story of New York City government in action. Every City employee uses data in their work. Data keeps the City accountable to New Yorkers, marking progress on important efforts such as filling reported potholes and creating affordable housing. Data is used in real time to respond to rapidly changing circumstances, such as deciding where to send plows during a snowstorm or what streets to shut down during emergencies. Data is also used over the course of months and years to address systemic problems, such as preparing for rising sea levels. Large datasets can communicate important information, such as the results of civil service exams and which taxi drivers can be on the road at any time. Finally, data helps optimize limited City resources, through advanced analytics on various agency datasets that can help guide decisions like where to send building inspectors and how to fund critical programs. In this way, data stretches every taxpayer dollar even further.

The City's commitment to *Open Data for All* means open data for people from all walks of life, from all five boroughs, who are using open data to make a difference in their communities—including educators, students, artists, builders, small business owners, advocates, reporters, community board members. It also means open data for the 300,000 hardworking men and women who make New York City safer, cleaner, and more equitable.

This report shows how information created by the City powers operational excellence both within the four walls of City Hall and outside of them. It provides updates on the City's work to make Open Data for All a reality, highlighting initiatives undertaken by the Mayor's Office of Data Analytics (MODA), the Department of Information Technology and Telecommunications (DoITT), and Open Data Coordinators within City agencies to ensure that high-quality data gets into the hands of change makers from Port Richmond to Washington Heights.

This report also features stories of specific datasets published by some of the 90 City agencies and offices. These stories detail how a single data point is identified, collected, analyzed, and used to make decisions. As the amount of data maintained by City agencies increases—over 400 new datasets were identified for publication in this year's schedule for future dataset releases—open data serves as a practical and efficient way to share facts at the scale of the City operations they represent.

The following seven stories highlight a few of the many ways in which public data powers the work carried out by New York City agencies every day—to keep your government running at the pace of the New Yorkers it serves.

Want to start exploring for yourself? Dive into the 17 datasets behind these stories at [bit.ly/NYCDDataAtWork](http://bit.ly/NYCDDataAtWork).



NYC data at work

# Data in the Public Right of Way

The number of street trees. Restaurant letter grades. Locations of fire hydrants. New Yorkers encounter these data points every day, but may not realize the City keeps datasets on these and many other elements that make up the urban landscape.

Behind every fire hydrant is an engineer at the Department of Environmental Protection, monitoring data on **water levels from upstate reservoirs** to make sure firefighters are adequately equipped in emergency situations.

Behind every tree lining a sidewalk is a community volunteer who took the time to count it and record observations about species, perceived health, damage to surroundings, and other vital signs. NYC Parks uses this data from the **Street Tree Census** to make decisions about how to maintain New York City's urban forest.

Behind every **letter grade** that hangs in a restaurant window is an inspector who keeps food establishments accountable to the people who eat in them. Blue A's and green B's are a familiar part of New Yorkers' dining routine. The Department of Health and Mental Hygiene publishes

data not only on these letter grades, but also on specific violations resulting from restaurant inspections. This public data encourages restaurants to create the best possible experience for their customers and allows the City to take necessary action when unsafe or unsanitary conditions are not corrected.

These are just a few examples of the many ways the work of New York City government is reflected in the public right of way. Wherever the City is at work, there is often an open dataset behind it.

**AGENCY:**  
DOHMH; DEP; DPR

**DATASETS:**  
Restaurant Inspection Results; Current Reservoir Levels; 2015 Street Tree Census

**A ROW IS:**  
A restaurant inspection; a date of water-level measurement; a curbside tree



Left & Right:  
Photos: Kisha Bwenge / Reboot

# How Data Helps Coordinate Street Closures for Community Events

**AGENCY:**  
CECM

**DATASETS:**  
Permitted Event Information

**A ROW IS:**  
An approved event application

In January, organizers at the Kingsbridge Heights Community Center (KHCC) submitted an application for their May 2018 block party. Such an event requires shutting down an entire street—and coordination between multiple City agencies.

Any event requires careful planning; for the KHCC, throwing the annual block party means shutting down Kingsbridge Terrace between Summit Place and Perot Street, on the east side of the community center's Bronx location.

A core responsibility of City government is regulating public space. That's why the Street Activity Permitting Office (SAPO) exists: SAPO ensures that those who want to use property belonging to the City—like sidewalks, streets, or pedestrian plazas—do so in a fair, safe way that minimizes disruption to the community. Before the KHCC could host its block party, it needed to file an application for a permit through SAPO's online portal, called EAPPLY.

When KHCC hit "submit" on the EAPPLY website, the application created a data "record," with a unique identifier in the Citywide Event Management System—Event ID # 392953. This record included the event name, the start and end date and time, the location, and the degree to which the street or plaza would be closed (curbside-only, partial, or full).

A SAPO borough manager reviewed the application and determined it needed supporting permits—one from the Police Department for amplified sound, and one from the Department of Consumer Affairs for a portable amusement device (such as a moonbounce). NYC Parks and the Department of Transportation were also coordinated, and

confirmed that there were no construction conflicts with the event. Once this criteria was met, SAPO issued the community center an approved permit through the online system, and on May 5, the block party went off without a hitch.

Each year, more than 45,000 New York City events like the KHCC Block Party are issued permits from the event management offices of various City agencies. All of these records are collected in the Citywide Event Management System, which the Office of Citywide Event Coordination and Management uses to coordinate event permitting and ensure events approved by separate agencies don't conflict. It also shares this data with other agencies like the Fire Department, the Department of Sanitation, the MTA, community boards, and business improvement districts. This encourages neighborhood voices to weigh in on the events in their communities, and assures events in the city are both safe and enjoyable for all.

A dataset of upcoming events has been available since 2013. Thanks to Local Law 106 of 2015, the Office of Citywide Event Coordination and Management began publishing a historical dataset of event records in 2017. This archive provides event data as far back as 2008. Sociologists Maria Abascal of Columbia University and Delia Baldassarri of New York University are using this archived data in their research to observe which communities are more likely to engage in collective action by organizing and hosting events. In addition to demonstrating the range and diversity of ways our city streets may be utilized, the researchers have found that City-permitted events—like block parties, play-streets, and clean-ups—are great proxies for participation in civic life through collective action.

## The Geospatial Data Backbone of NYC Emergency Services

**AGENCY:**  
DCP; DoITT; NYPD; FDNY

**DATASETS:**  
Citywide Street Centerline;  
EMS Incident Dispatch Data;  
Fire Incident Dispatch Data;  
NYPD Complaint Data

**A ROW IS:**  
A street segment; an emergency incident

New York City is a city in flux. Citywide Street Centerline (CSCL) data is one way the City keeps up—ensuring emergency responders always know the fastest and best routes when responding to your call.

Our urban landscape is always changing: A booming housing development industry makes for a steady stream of new doorsteps on city blocks. Furthermore, regular government capital projects—such as the development of new parks or the redesign of dangerous street intersections—means the physical makeup of our city is constantly shifting, bit by bit. Changing neighborhood demographics necessitate redrawn City Council districts every decade.

Throughout these changes, the City's operational agencies require trusted, up-to-date, and highly detailed geographic information. This is especially crucial for emergency services: When a New Yorker calls 911, or when streets are covered in snow, the clock starts ticking. The Police Department, the Fire Department, the Department of Sanitation, and many other agencies rely on Citywide Street Centerline (CSCL), a public dataset which serves as the geospatial data backbone of New York City government. CSCL lets agencies know where things are—and how to get there.

Jointly managed by the Department of City Planning and DoITT, CSCL data is updated daily with geographic data provided by the Borough Presidents, the Department of Buildings, the Department of Finance, the Board of

Elections, and the City Council. Information on address ranges for a given block, the direction traffic can move on a given street segment, boundaries of community board and election districts, and LinkNYC kiosk locations are only a few of the dozens of locational attributes that fall under the purview of CSCL.

Every week, police and fire emergency dispatch systems perform an ETL, or "extract-transform-load" process, on the CSCL data file so that 911 dispatchers have the latest information on the City's geography. In turn, each incident—whether it's a fire involving red engine firetrucks, EMS responses involving ambulances, or police responses to crime—is recorded. This data, which can be used to evaluate performance goals such as responding to incidents more quickly, can be found on NYC Open Data, too.

The effects of CSCL can be seen across the NYC Open Data Platform. Thanks to Local Law 108 of 2015, all datasets on NYC Open Data that contain a street address are required to have eight standardized geospatial attributes. The 80% of datasets that have so far met this requirement have CSCL to thank: The dataset supplies information to power GeoSupport, an application maintained by the Department of City Planning that is used by analysts and developers across the City to add locational attributes to data for mapping and analysis.



# What Taxi Trip Data Tells Us About Mobility and Driver Welfare

Five passengers enter a yellow taxi just after midnight in the Lower East Side, seconds after the Times Square Ball drops on New Year's Day 2017. They travel 4.25 miles to Bushwick, get out a little before 12:20—and data about their trip helps the City ensure everyone's safety.

**T**he Taxi and Limousine Commission (TLC) is the City agency that regulates over 185,000 drivers and over 130,000 vehicles-for-hire including yellow taxis, green taxis, and for-hire services like Uber and Lyft. Hop into any of these vehicles, and a record of your trip makes its way to the TLC. **Taxi trip records** are collected and provided by licensed Technology Service Providers, and for-hire trip records are collected and provided by licensed **For-Hire Bases**.

Your trip record is just one of billions of rows of data collected since 2008 that provide a window into the way New Yorkers get around our city—when they go, where they go, and how many people they go with. These records help TLC track down your belongings if you leave them behind in a taxi (and can't remember its official license number). They also help identify drivers if you want to compliment one for exceptional service (or complain about poor service).

These billions of trip records, when aggregated and analyzed together, also allow the City to make policy changes that affect both those in the passenger's seat and those in the driver's seat. A string of trip records with the same driver can show the hours they have put in behind the wheel and the amount of money they are earning. Analyzed over the long-term, the City can see how drivers' work hours and incomes have changed over time.

From there the City can take action. In 2017, New York City set limits on the number of hours drivers can spend on the road each day and each week to keep both drivers and passengers safe. Not only did the data inform the rules, it also helps TLC monitor and enforce the policy. More recently, the City Council passed legislation paving the way for rules to ensure fair compensation for hardworking for-hire vehicle drivers. The new laws also require the City to study ways to reduce congestion and protect driver income through regulation. Having the data allows TLC and the City to craft solutions based in fact. Making anonymized and aggregated versions of that data available on the Open Data Platform allows the public to see the impact.

After dropping off those five passengers on New Year's Eve in Bushwick, the driver heads home to rest and be re-freshed for a new day of work. Trip data can tell us not just stories of New Yorkers moving around but also stories about the people who provide those trips. With this data, the City not only ensures safe and equitable passenger service, but also the welfare of the over 185,000 licensed drivers.

**AGENCY:**  
TLC

**DATASETS:**  
2017 Yellow Taxi Trip Data;  
2017 For Hire Vehicle Trip  
Data; 2017 Green Taxi Trip  
Data

**A ROW IS:**  
A taxi or for-hire-vehicle ride



# 316 million

TRIPS REPORTED IN 2017

# 735

FHV BASES HAVE REPORTED TRIPS  
IN 2018 SO FAR.

Below:

Photo: Kisha Bwenge / Reboot





Left:  
Photo: Adam Parker / Reboot

## Multiple Datasets Come Together to Shed Light on Urban Problems

This is the story of two different datasets. The first set comprises information about who owns what, and where Property data today serves as the digital backbone to many municipal operations. In New York City, the Information Technology Division at the Department of City Planning compiles information on tax lots from several City agencies in the **Primary Land Use Tax Lot Output dataset, called “PLUTO.”**

The second set comprises 311 data. When a New Yorker dials 311, they want an answer to a question or a solution to a problem; the service is powered by digital infrastructure, artificial intelligence applications, and reams of data. Most 311 inquiries are informational, but one in ten calls, texts, and application-based messages to 311 trigger a request to City agencies for services ranging from restoring heat and hot water to filling a pothole. Each record is tracked digitally, coming together to form the roughly three million annual service requests in **the 311 Service Request dataset.**

So what do 311 and PLUTO have in common? While each open dataset is collected in different ways and serves different purposes, together they can be analyzed to tell the story of *who, what, where, when, and why* of urban issues.

Data scientists at MODA have seen this firsthand. In one project, MODA built a statistical model to help the Department of Buildings and the Fire Department prioritize how to allocate 200 inspectors to investigate complaints of illegally converted dwellings. Using PLUTO and 311 data

alongside **fire incident data**, MODA found that homes with histories of tax delinquency, mortgage liens, and buildings violations reported through 311 are the most likely to contain illegal conversions. Based on this discovery, MODA developed a model to send inspectors to the riskiest places first.

In another project with the NYC Tenant Harassment Prevention Task Force, MODA helped focus enforcement resources by testing whether potential signs of tenant harassment—including 311 complaints about dust from illegal construction and dirty conditions such as mold or standing water—could predict a building’s risk of losing rent stabilized units. Properties that displayed those conditions were nominated to inspectors for a closer look. Like the open datasets that power them, the methodology and results of these analyses are made public on MODA’s **open source analytics library** and GitHub account.

Analyzing incident-level data (like 311 service requests) alongside locational data (such as PLUTO data on a property’s physical conditions, or Census data on neighborhood characteristics) starts to piece together a more holistic picture of city problems than each data source on its own.

---

**AGENCY:**  
DCP; 311

---

**DATASETS:**  
Primary Land Use Tax Lot Output; 311 Service Requests

---

**A ROW IS:**  
A tax lot; a 311 complaint



## Open Data Opening Doors

### AGENCY:

DCAS; SBS

### DATASETS:

Civil Service List; M/WBE, LBE, and EBE Certified Business List

### A ROW IS:

A civil service candidate; a certified company

Urban park ranger. Psychologist. School safety agent. Child protective specialist. City planner. These are just a few of the civil service titles New Yorkers apply for when they take the New York City Civil Service Exam. Administered by the Department of Citywide Administrative Services, these exams are part of a century-old system rooted in transparency and public accountability and designed to assess candidates interested in public service using a fair, consistent, and merit-based approach. For decades, the results of civil service examinations were posted on a wall in the municipal building at 1 Centre Street in Manhattan, where prospective employees would go to check their ranking. Today these lists are published as a **dataset** on the Open Data Platform, allowing New Yorkers who aspire to join the ranks of 300,000 public servants to see how they performed—without making a journey to Lower Manhattan. In June 2018, when the City released the much-anticipated results of the firefighter civil service exam, web traffic to the Civil Service dataset on the Open Data Platform increased 16-fold, representing tens of thousands of potential firefighters learning how they ranked.

In addition to making the process to work for the City more accessible, data helps create a fair and transparent process for those who want to do business with the City. The City's Minority and Women-Owned Business Enterprises (M/WBE) Program expands opportunities for minority and women entrepreneurs to access City contracts and grow their businesses. When eligible businesses take the first step and get certified by the City, they become more visible

to prospective buyers, including City agencies and private contractors. On NYC Open Data, you can find **thousands of certified M/WBEs, Locally-based Business Enterprises (LBE), and Emerging Business Enterprises (EBE)**. They are engineers and lawyers, plumbers and graphic designers, restaurant suppliers and architects. The Department of Small Business Services shares this data with other City agencies and private contractors, facilitating contracting opportunities. This data also allows the City to set benchmarks and assess its progress toward increasing contracting opportunities for these businesses. The data shows, for instance, that the percentage of the total value of contracts going to M/WBEs increased from 8.0% in FY15 to 14.3% in FY16. Last year, the City of New York awarded M/WBEs a record-breaking \$1 billion of its \$80 billion dollar budget (also an **open dataset**) in contracts.



Right:  
Photo: Ed Reed/Mayoral  
Photography Office.

NYC data at work

# Digital Transformation Offers Insight Into Our Vertical City

As New York City grows upward, the Department of Buildings is upgrading its information-technology infrastructure for the 21st century.

In decades past, applying for a construction permit, filing a complaint about illegal construction activity, or recording the results of a building inspection would involve bringing or mailing physical paper documents to the Department of Buildings (DOB). Today, all paper documents move in stages into the department's online system, DOB NOW. This means building owners, developers, and members of the construction industry can submit documents from their homes or offices. The data is entered directly into the system by an industry professional, eliminating the need for paper processing and data entry. Almost immediately after it is filed, the information becomes publicly available on NYC Open Data.

DOB NOW makes it easier for users to interact with the department online. It also standardizes fields and format, making the information more accurate and easier for the department to process. These digital trails unlock the

information from the previous, paper-based system for more efficient analysis. With the uniform online system, DOB can now quickly perform accurate and meaningful analysis to find construction trends in the five boroughs, marshal its enforcement resources more effectively, and determine ways to increase efficiency within the department.

On December 13, 2017, DOB issued a permit to install a sidewalk shed on Crown Street in Brooklyn—an ordinary, and yet often misunderstood, action. Multiply this sidewalk shed **by thousands of others like it** and you have one of the most notable features of the modern streetscape: The temporary structures that many New Yorkers pass under every day on their way to work and school. Not to be confused with scaffolding, the purpose of sidewalk sheds is to protect pedestrians from hazardous conditions during building construction, demolition, or maintenance. If DOB finds a building façade to be unsafe, building owners are legally

**AGENCY:**  
DOB

**DATASETS:**  
DOB NOW: Build – Approved Permits; DOB Violations

**A ROW IS:**  
An approved permit; a documented violation

8000+

SIDEWALK SHEDS IN PLACE  
IN NEW YORK CITY

924

PERMITS HAVE BEEN ISSUED TO  
THE TOP LICENSE HOLDER IN 2018



Above:  
Department of Buildings inspector  
Shirley Hemmings. Photo: NYC Media

required to take action and install pedestrian protection, such as a sidewalk shed, in front of the building until there is no longer a danger to the public. On the surface, sidewalk sheds reflect the boom in construction that is happening across New York City. Behind each shed is a permit signaling the DOB has approved it.

Applications for these sidewalk sheds can be submitted through DOB NOW: *Build*. This data is used to create a [map that is updated in real time](#), giving the public a holistic view of this critical safety equipment and the city's construction landscape. On this map, anyone can find the location of every active sidewalk shed permit in the city, how long it has been up, and who is responsible for its maintenance. Thanks to this map, and the underlying [digital permit data](#), the DOB can track every shed around the City, and take quick action if the shed is poorly maintained or is no longer necessary for public safety.

Elevators are another example. Bikes, cars, ferries, and subway trains help New Yorkers move from neighborhood to neighborhood across the boroughs. But we also rely on elevators to move up and down in our increasingly vertical environment. With large, affordable and market-rate residential towers rising above the skyline across the five boroughs, more and more of New York City's growing population is depending on elevators as an everyday necessity of life. It is more important than ever that the city's 80,000+ elevators are safe, reliable, and well-maintained. To ensure that property owners are meeting their legal responsibility to properly maintain elevators, DOB is relying on improved data collection and new technologies to deepen its understanding of these critical modes of transportation.

Elevator inspections keep elevators one of the safest forms of travel in New York City, with billions of trips every year and an extremely low number of incidents. As of September 17, 2018, DOB will require every one of the 160,000+ annual elevator inspections to be submitted through DOB NOW: *Safety*, which will in turn become a dataset on NYC Open Data. Elevators in New York City are required to undergo two inspections a year: one performed by a representative of the City and the other by an elevator company contracted by the building owner. When DOB finds unsafe or inappropriate conditions, it issues a violation, requiring building owners to make amends. The [violation data](#) is also on NYC Open Data and is used by companies to understand New York City real estate. Rentlogic, a local startup, uses violation data, which includes elevator violations, to assign letter grades to buildings to keep renters informed about the history of individual buildings before they sign a lease.



# Open Data By the Numbers

## Citywide data publishing

629

### NEW DATASETS PUBLISHED

For FY18. This brings the total number of datasets on the NYC Open Data Platform to over 2,000.

38

### NEW AUTOMATIONS

For FY18. This brings the total number of automated datasets on the NYC Open Data Platform to 246.

Billions

## OF ROWS OF DATA ON NYC OPEN DATA PLATFORM

Via Socrata analytics.

## Civic engagement

1800+

### NEW YORKERS ATTENDING AN EVENT

Attending at least one event during  
NYC Open Data Week 2018

230+

### UNIQUE AGENCY CIVIC ENGAGEMENT COMMITMENTS

For the first time, all agencies eligible under the Open Data Law were required to commit to engaging their communities on the data they publish. These commitments, which can be found in the Open Data Compliance Plan, include promoting datasets on social media, producing curricula on using the agency's data, speaking at public events or in schools, and writing blog posts about agency data.

3 Sold-out  
events

The events, co-hosted by the MODA, Esri, and Civil Hall, welcomed nearly 100 in-person attendees and hundreds more on livestream to discuss agency data on a given topic.

*Web traffic*

**1,000,000+**  
**UNIQUE USERS**

Via Google Analytics, for FY18. “User” is defined as the total number of (new and returning) users utilizing the data.city-ofnewyork.us. Google assigns users unique identifiers based on their IP address and when they first accessed a website. A returning user who accesses the site through a different device will be counted as a separate user.

**6,000,000+**  
**PAGEVIEWS**

Via Google Analytics, for FY18. A pageview is defined as an instance of a page being loaded in a browser. This metric only captures a fraction of the total usage of New York City open datasets. In a report titled “Grey Market” for NYC Open Data Landscape Analysis, which will be published publicly later this year, MODA found that usage web traffic metrics for the Open Data platform accounts for only a fraction of the usage of City data. Most use of public data in secondary data markets such as academic libraries, proprietary data products, and query-based web applications.

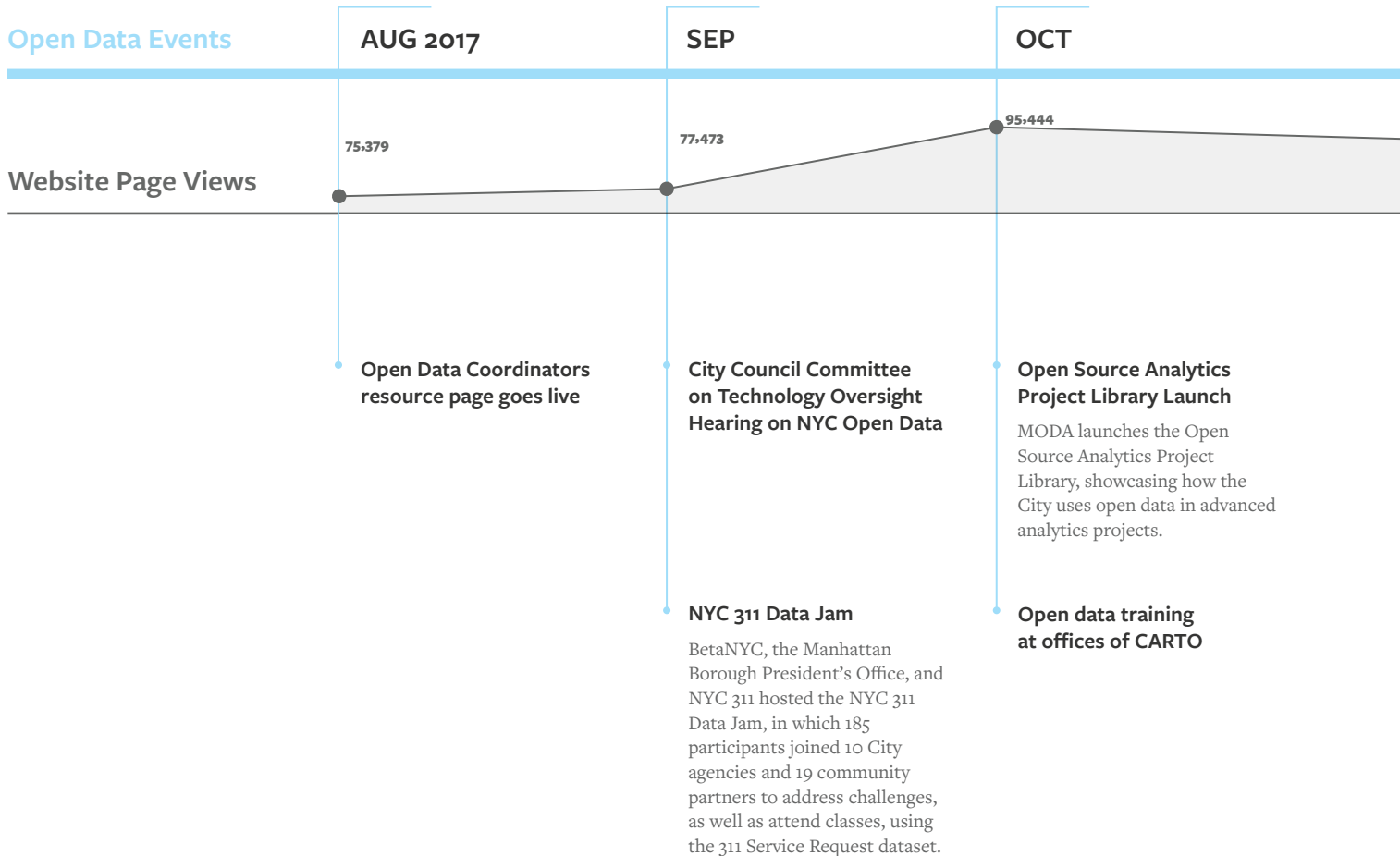
**550**  
**million+**  
**REQUESTS**  
**BY APPLICATIONS**

Via Google Analytics, for FY18. Credfi, We3 Data Platform, and MySummons were the applications that most frequently used Open Data Portal’s APIs.

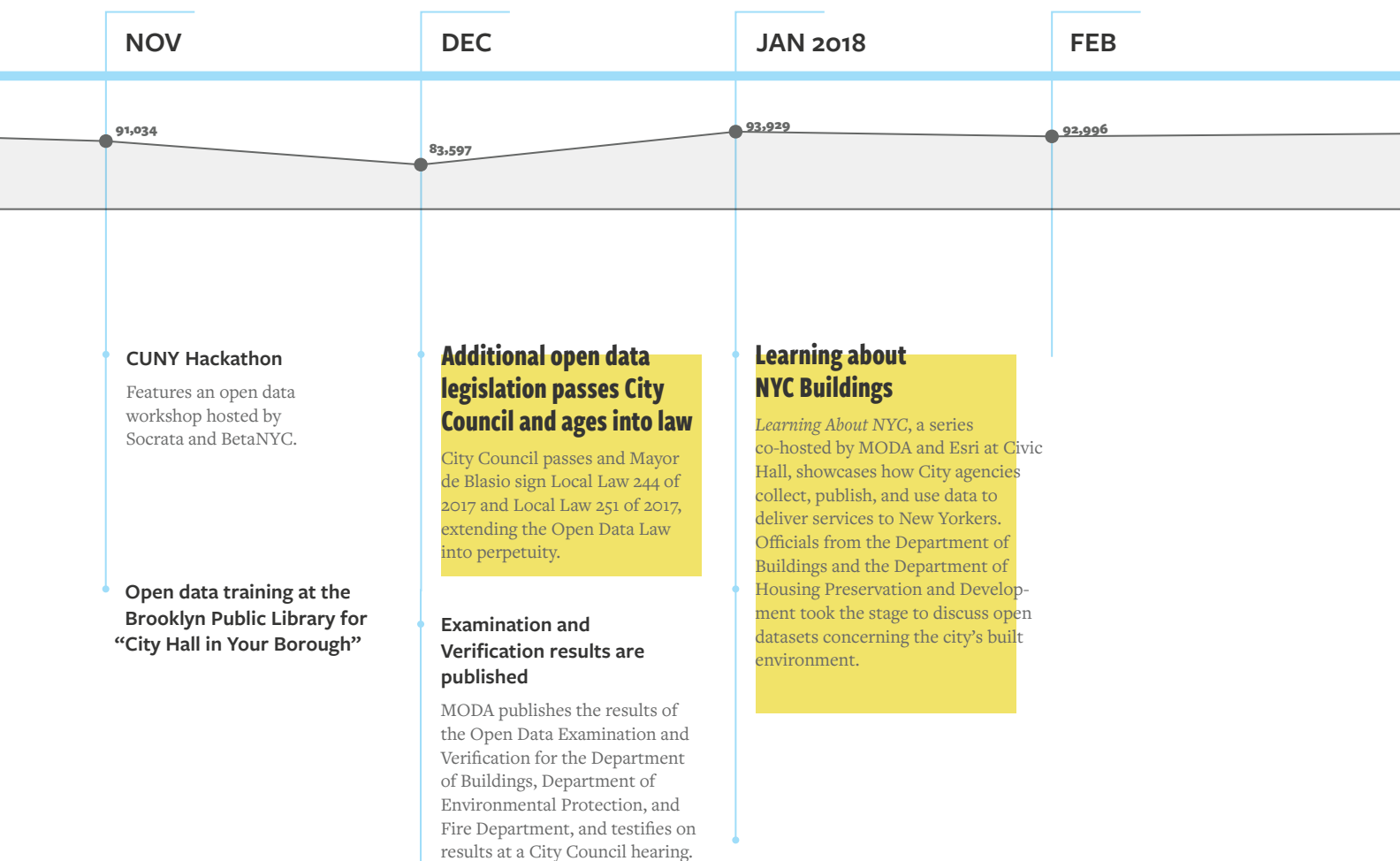
**54.2%**  
**OF USERS ARRIVE TO**  
**THE PLATFORM FROM**  
**ORGANIC SEARCH.**

Via Google Analytics, for FY18. Only one in five people discover Open Data through the NYC Open Data through the website directly. In May, the Open Data team published new research on the pathways open data users take to get to nyc.gov/data and find relevant data, developed using web traffic analytics and qualitative research on open data users.

# Civic Engagement Timeline







Over the course of the week, traffic to the NYC Open Data Platform doubled. A LinkNYC promotional campaign made impressions on more than 3 million passersby. And the Open Data Project Gallery launched on the NYC Open Data website to showcase the most compelling civic projects built with one or more open datasets

MAR

119,649

119,571

APR

## Open Data Week 2018

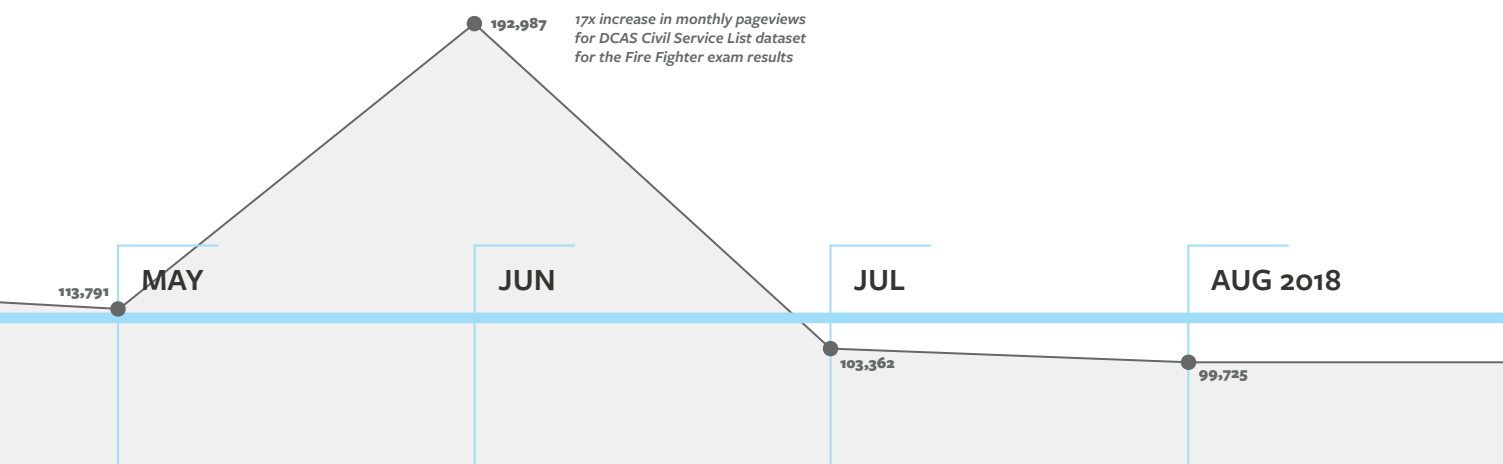
The de Blasio Administration celebrated the second annual NYC Open Data Week, a week-long festival to raise awareness of the public data published by City agencies. More than 1,800 New Yorkers attended over 30 events produced by 51 private sector, academic, cultural institution, and government partners. Open Data Week was supported by BetaNYC, a civic tech organization based in New York City, whose Open Data Week events included School of Data and Unlocking Open Data for Community Boards with the Manhattan Borough President's Office. Other events included a data art exhibition, an open contracting treasure hunt, a tour of a data exhibit at the Museum of the City of New York, and workshops for student entrepreneurs on how to use open data to build business.

### Event Highlights Include:

Our Stories: The Soul of Data was organized by First Star College of Staten Island Academy with the Administration for Children's Services. The free, four-hour workshop empowered 20+ foster youth with the tools to find and use NYC Open Data.

The Open Data L-Train Innovation Challenge was a day-long event organized by Forum for the Future, Collectively, and Grand Central Tech. Designers and civic technologists joined a day of creative problem-solving for urban challenges related to the L-Train shutdown.

At Identify Affordable Housing Risks with Data at Brooklyn Borough Hall, OpenGov and the Brooklyn Borough President's Office unveiled a new web portal to host housing data from multiple sources, allowing organizations to share, validate, and bolster their findings and research to show trends and threats to affordable housing in Brooklyn.



### Learning About NYC: Environment & Sustainability

In honor of earth day, the open data community gathered at Civic Hall to learn about open data related to environmental protection, sustainability and green initiatives. Representatives from NYC Department of Parks & Recreation, the Mayor's Office of Sustainability, and NYC Department of environmental protection joined speakers from the Participatory Budgeting Project, New Schools's Urban Systems Lab, The Nature Conservancy, and USDA Forest Service's NYC Urban Field Station.

### Open Data Contest Winners Announced

An analysis of survival rates of New York City's street trees, a participatory budgeting project to track how dollars from the program are spent on capital projects, and an atlas of New York City's sewers won prizes.

### Powered by NYC

MODA partnered with the Mayor's Fund for the City of New York, Omidyar Network, Reboot, and the NYU GovLab on "Powered by NYC Open Data," a research project to better understand and provide tactics for agencies to be more responsive to their stakeholders' data demands. In April, NYC Parks piloted the tactics with 10 CBOs.

### Learning About NYC: Transportation

Guest Speakers from NYC Taxi & Limousine Commission spoke about policymaking using taxi and FHV data; Department of Citywide Administrative Services spoke about City's fleets; Department of Sanitation discussed PlowNYC; and NYC Department of Transportation will talk about the Citywide Mobility Survey. A panel discussion moderated by Sarah Kaufman, Assistant Director for Technology Programming at the NYU Rudin Center for Transportation, followed.

Year in review

# Improving Policy, Enforcing Compliance

NYC Open Data is powered by the NYC Open Data Law, a statutory mandate that enacts one of the most robust municipal open data policies in the world. The law creates a framework that requires the same data used by the City to be accessible to the public (when appropriate). The open data policy that was borne from the law is unparalleled among American municipalities, and the amendments the City Council has passed over the last four years are designed to help the program continue to thrive in the future.

The groundbreaking Open Data Law—Local Law 11 of 2012—requires mayoral agencies to publish their public data by December 31, 2018. MODA and DoITT are leading this charge. Every summer for the past five years, DoITT and MODA have put out the NYC Open Data Plan, which provides an update of the City’s progress by listing pertinent City-managed public datasets yet to be published. Since the last update (between July 2017 and June 2018, or FY2018):

629

DATASETS WERE  
PUBLISHED BY

Department of Health and Mental Hygiene (DOHMH) datasets on **Rooftop Drinking Water Tank Inspections**, **Dog Licenses**, and **MenuStat** (an online database of nutrition and menu information from top national restaurant chains)

Department of Transportation (DOT) **street furniture data**, including **bus stop shelters**, **bike parking shelters**, **automatic public toilets**, **newsstands**, and **parking meters**

38

AGENCIES  
& OFFICES

A series of data tables from a relational database on **Housing Development Projects Receiving City Financial Assistance** (Local Law 44) from the Department of Housing Preservation and Development

38

DATASETS WERE  
AUTOMATED

**2017 Intimate Partner Violence Related Snapshots** at the NYC community board level from the Mayor’s Office to Combat Domestic Violence (OCDV)

The **NYCgov Poverty Measure from 2005-2016**, published by the Mayor’s Office of Economic Opportunity

**Discretionary Funding** from the New York City Council

419

DATASETS WERE ADDED  
TO THE PLAN FOR  
FUTURE RELEASE

As the amount of data collected and maintained by agencies grows, Open Data Coordinators and the Open Data team have continued to identify new public datasets for future publication.

97

DATASETS THAT DO NOT QUALIFY  
AS “PUBLIC DATASETS”  
WERE REMOVED  
FROM THE PLATFORM

Removing or replacing low-value, inaccurate, or outdated datasets is crucial to improving how users search for and find the data they want. In January 2018, the Open Data team announced a new data removal policy in line with Local Law 107 of 2015, regarding data retention.



In December 2017, Local Laws 244 and 251 of 2017 were ratified, extending the duration of the Open Data Law and creating new annual reporting requirements. For the first time this year, the Open Data team is reporting, in one comprehensive tracker, a full inventory of all datasets on the platform. Each dataset now contains metadata on its scheduled and actual publication date, and whether automation is feasible. Compiling this information in one place has given the Open Data team as well as the public a better view of agency compliance with data standards, timely publication, and updates to datasets—meaning a more effective mechanism for holding agencies accountable. Insights surfaced by these new reporting requirements include:

In addition to providing transparency into the way government works, open data has utility across numerous City operations. Enforcing compliance with open data policy has encouraged better data management. The Open Data team is dedicated to helping agencies comply with open data policy, not only to meet the letter of the law, but also because open data is a core component of citywide data strategy.

**302**  
DATASETS CAN BE  
**FEASIBLY**  
**AUTOMATED**

but are not yet, creating a priority list of datasets to develop into automations in the next year

**89%** OF AGENCY  
DATASETS HAVE  
**DATA DICTIONARIES**

**80%** OF DATASETS ELIGIBLE  
FOR THE GEOSPATIAL STANDARD  
**HAVE BEEN GEOCODED**



## NYC Open Data is a first-class data program with citywide scope

As a highly visible, legislated, and uniquely cross-agency data program, NYC Open Data has developed a robust internal communications and management structure that touches over 100 City agencies and offices. Engagement with agencies through appointed Open Data Coordinators aids collaboration among agency legal, IT, program officers, and executives to improve data workflows to comply with the law. Additionally, managing Open Data Coordinators as a community of practice creates pathways for organizational learning in data and analytics subjects across domain areas. In March, the Open Data team partnered with Socrata, BetaNYC, the Sunlight Foundation, and the Department of Citywide Administrative Services to host the first full-day training for NYC Open Data Coordinators, providing expert insight on best practices for data publishing and civic engagement.

**“New York City is at the forefront of experimenting with new mechanisms for open data policy enforcement.”**

—**Stephen Larrick**, former Open Cities Director, Sunlight Foundation, “New York City’s Open Data Audit is a Promising Model for Accountability.” December 7, 2017

## Open Data spurs better data quality and data governance

When Open Data Coordinators broker conversations about data publishing with agency data owners, these owners begin to think about other uses of the data outside of its transactional purpose. This cultivates more collegiality around data as a shared asset, which facilitates better information stewardship in departments. Developing comprehensive data inventories and dataset publishing schedules also encourages data quality controls where they may not have existed previously. Local Law 107 of 2015 requires agencies to produce data dictionaries for every dataset. Data dictionaries now accompany 89% of datasets, many of which had this metadata documented for the first time as a result of this effort.

## Open Data underlies data sharing and analytics practices

The best way to maintain and develop institutional knowledge is to make it discoverable through a web search. For this reason, the NYC Open Data Platform is in many instances an ideal inter-agency data-sharing platform for internal use cases. The Platform allows analysts at City agencies to access other agencies’ datasets. When models built by City analysts are powered by NYC Open Data, analytical results are easily verified, and models can be scaled and maintained without costly dependency on non-public data or proprietary IT systems. In a survey of 58 analysts across 27 City agencies, the majority indicated that NYC Open Data is a primary data source for their work. MODA analysts practice open source analytics, advocating where possible for the use of open datasets in their data science deliverables. Additional data analysis projects that use the City’s open datasets can be found on the Open Data Project Gallery on [nyc.gov/data](http://nyc.gov/data).

Above:

Photo: Kisha Bwenge / Reboot

## Open Data is a conduit for crowdsourcing public expertise on data

With nearly 100,000 unique monthly users, the NYC Open Data Platform engages a large number of data experts whose expertise is leveraged to identify best-in-class data standards. In 2016, MODA crowdsourced an open data geospatial standard, soliciting advice from a local community of open data users and Geographic Information System (GIS) experts, and resulting in standardized geospatial fields such as street address, latitude and longitude, tax lot IDs, and neighborhood tabulation areas (NTAs). In December 2016, a group of high-frequency users collaborated on a new data dictionary template, which agencies now use to develop metadata for datasets that previously had poor documentation. This effort was taken to the next level when the Open Data team partnered with Tiny Panther Consulting, the Sloan Foundation, and METRO (the Metropolitan Libraries Council) to audit the most-used 100 datasets for metadata quality earlier this summer. The results of this initiative will be shared later this year.

## Open Data helps agencies comply with other public information requirements

NYC Open Data is powered by a web interface that allows users to access disaggregated tabular data on any browser, making it a scalable solution for agencies mandated to disclose certain types of public information. Through a memorandum of understanding between MODA, DoITT, and the Department of Records and Information Services, agencies can meet legislated data reporting requirements by maintaining datasets in a machine-readable form on the Open Data Platform, rather than transmitting PDFs of tabular data to the municipal library.

Below:

Photo: Kisha Bwenge / Reboot



## **Explore New York City through Open Data. Get started at [nyc.gov/data](https://nyc.gov/data)**

Want to get involved? Head to the [Contact page](#) to sign up for an account and register for notifications of new dataset releases; submit a project to be included on the Open Data Project Gallery; or join the mailing list to stay in the loop on future events and opportunities.



# Datasets Scheduled for Future Release

See dataset online at: <https://data.cityofnewyork.us/City-Government/2018-Open-Data-Plan-Future-Releases/dzrn-z4d7>

Agency Name	Data Set Title	Data Set Description	Update Frequency	Release Date	Date Status	Agency Comment
Department of Homeless Services (DHS)	Reasons For Shelter Eligibility	Monthly statistics on eligibility determinations for shelter.	Monthly	9/28/2018	New	
Department of Homeless Services (DHS)	Associated Address	Associated address for clients in shelter.	Monthly	9/28/2018	New	
Department of Homeless Services (DHS)	Shelter Census by Community District	Community district for current census.	Monthly	9/28/2018	New	
Department of Social Services (DHS)	Data Dashboard	The DHS Data Dashboard provides aggregate information on individuals and families by case type; the ethnicity of shelter clients; the number of shelter entrants by borough; the number of shelter exits; how many school aged children are in shelter; the placements of chronically street homeless individuals; and prevention enrollments.	Monthly	9/28/2018	Delayed	More time required for preparation of data.
Mayor's Office to Combat Domestic Violence	OCDV IN FOCUS: A Closer Look at Foreign-Born Clients Visiting the New York City Family Justice Centers	OCDV IN FOCUS: A Closer Look at Foreign-Born Clients Visiting the New York City Family Justice Centers, provides an overview of the number of foreign born clients accessing services at the five New York City Family Justice Centers. The report includes counts of foreign born clients by age, primary language, country of birth, and relationship to perpetrator. The report also provides a comparison between foreign born and non-foreign born clients on client visits, demographics and services provided. The report also provides trends in client visits.	Historical Data	9/28/2018	New	
Department for the Aging (DFTA)	DFTA_SADC_Sites	Listing of Registered Social Adult Day Care Sites.	Weekly	9/30/2018	New	
Department for the Aging (DFTA)	DFTA_SADC_SiteHrs	Listing of Registered Social Adult Day Care Sites Hours of Operations.	Weekly	9/30/2018	New	

Agency Name	Data Set Title	Data Set Description	Update Frequency	Release Date	Date Status	Agency Comment
Department of Correction (DOC)	Population Capacity	Population as a percentage of capacity.	Monthly	9/30/2018	Delayed	The Department requires additional time to assess the capacity of the database in which the data are stored to support an automated feed. DOC will continue to investigate the database's capabilities and reliability for this type of feed. Developing protocols for automation.
Department of Health and Mental Hygiene (DOHMH)	Male Condom Distribution	Number of male condoms distributed.	Annually	9/30/2018	Delayed	Dataset is ready for release however it needs required geolocations attributes. We hope to have it by the end of September.
Department of Parks and Recreation (DPR)	Automated External Defibrillator Tracking	Tracking of Automated External Defibrillators (AED).	Annually	12/1/2018	New	
Department of Parks and Recreation (DPR)	Beach Attendance	Attendance records for NYC Parks swimming beaches.	Annually	11/1/2018	New	
Department of Parks and Recreation (DPR)	Block Planting	Street tree planting records.	Annually	2/1/2019	New	
Department of Parks and Recreation (DPR)	Block Pruning	Street tree pruning records.	Annually	2/1/2019	New	
Department of Parks and Recreation (DPR)	Canoe and Kayak Launch Inspections	Parks Enforcement Patrol (PEP) inspections of canoe and kayak launches.	Annually	3/1/2019	New	
Department of Parks and Recreation (DPR)	Capital Projects	Information about NYC Parks' Capital Improvement projects.	Annually	6/1/2019	Delayed*	Additional structuring, documentation, and review of data.
Department of Parks and Recreation (DPR)	Code Call-Ins	Records of Parks Enforcement Patrol (PEP) patrols to provide assistance during extreme heat or cold.	Annually	3/1/2019	New	
Department of Parks and Recreation (DPR)	Forest Restoration Tracking	Tracking of work related to the restoration and maintenance of native forests.	Annually	10/1/2018	Delayed	Additional structuring of data.
Fire Department of New York (FDNY)	Location of Operational Call Boxes	Location of operational Call Boxes.	Annually	10/1/2018	Delayed	Data cleaning and process validation.
Landmarks Preservation Commission (LPC)	Individual Landmark Sites	This dataset contains site boundaries for all designated individual landmarks as well as administrative information such as site boundary description and calendaring, public hearing and designation dates. This dataset works in tandem with other LPC datasets such as the Individual Landmark and Historic District Building Database which provides building level information for individual landmarks.	Biannually	10/1/2018	New	
Law Department (LAW)	Case Information	Case-related information, such as parties to litigation.	Biannually	11/1/2018	Delayed	We are experiencing delays because, the staff that handles this system is thin and already overcommitted.

\* Denotes datasets originally scheduled for release by the end of 2018 that needed more time for publication.

Agency Name	Data Set Title	Data Set Description	Update Frequency	Release Date	Date Status	Agency Comment
Mayor's Office of Operations (OPS)	CORE Performance Reporting	The Customers Observing and Reporting Experience (CORE) program is an inspection program that rates facility conditions and customer service at over 300 of the City's walk-in service centers. Street Condition Observation Unit (SCOUT) inspectors arrive unannounced at service centers, conduct observations and rate 11 physical conditions and four customer service elements. Using specific criteria, inspectors rate each condition Excellent, Good, Fair or Poor. Agencies receive scores for Cleaning & Maintenance, Facility Operations and an Overall score combining the first two.	Annually	10/1/2018	New	
Queens Borough President (QBP)	Community Board Members, Leadership, and Employees	List of all community board appointees, leadership, and employees.	Annually	10/1/2018	New	
Department of Housing Preservation and Development (HPD)	Speculation Watch List	To Be Determined.	Quarterly	10/15/2018	New	
Mayor's Office of Management & Budget (OMB)	New York City Debt Affordability Statement	The dataset contains the following information for the Fiscal Year it represents: The Transitional Finance Authority's ("TFA") debt-incurring power, excluding Building Aid Revenue Bond financing capacity; The sources of financing for the City's four-year capital program; The amounts of debt service payable on City General Obligation bonds and TFA Future Tax Secured bonds, amounts expected to be outstanding in each of the Financial Plan years for General Obligation and TFA Future Tax Secured bonds, and various debt service and debt ratios as required by the Transitional Finance Authority Act. This information is required to be reported pursuant to the Transitional Finance Authority Act.	Annually	10/15/2018	New	
Police Department (NYPD)	Arrests	This dataset includes arrest incidents that have been effected by the New York City Police Department and includes information relevant to each arrest such as the charge, date and location as well as demographic information of the perpetrator.	Quarterly	10/15/2018	New	
Police Department (NYPD)	C-Summons	This dataset includes Criminal summonses that have been issued by the New York City Police Department and includes information relevant to each violation such as the charge, date and location as well as demographic information of the perpetrator.	Quarterly	10/15/2018	New	
Police Department (NYPD)	Shootings	This dataset includes shooting incidents that have been documented by the New York City Police Department and includes information relevant to each incident such as the charge, date and location as well as demographic information of the perpetrator.	Quarterly	10/15/2018	New	
Department for the Aging (DFTA)	DFTA_SeniorCenterContracts_Info	Listing of DFTA Senior Center Contracts Information.	Weekly	10/31/2018	New	

Agency Name	Data Set Title	Data Set Description	Update Frequency	Release Date	Date Status	Agency Comment
Department for the Aging (DFTA)	DFTA_SeniorCenterContracts_SiteHrs	Listing of DFTA Senior Center Contracts Hours of Operation.	Weekly	10/31/2018	New	
Department for the Aging (DFTA)	DFTA_SeniorCenterContracts_Budgets	Summary of DFTA Senior Center Contracts Bottom Line Budgets.	Weekly	10/31/2018	New	
Department for the Aging (DFTA)	DFTA_SeniorCenterContracts_Services	Summary of DFTA Senior Center Contracts Budgeted Service Units by Service.	Weekly	10/31/2018	New	
Department for the Aging (DFTA)	DFTA_SeniorCenterContracts_ReportedExp	DFTA SeniorCenter Contracts Line Item Reported Expenses by Month.	Weekly	10/31/2018	New	
Department for the Aging (DFTA)	DFTA_SeniorCenterContracts_ReportedService	DFTA Senior Center Contracts Service Units Reported by Month.	Weekly	10/31/2018	New	
Department for the Aging (DFTA)	DFTA_HMDLContracts_Info	Listing of DFTA Home Delivered Meals Contracts Information.	Weekly	10/31/2018	New	
Department for the Aging (DFTA)	DFTA_HMDLContracts_SiteHrs	Listing of DFTA Home Delivered Meals Contracts Hours of Operation.	Weekly	10/31/2018	New	
Department for the Aging (DFTA)	DFTA_HMDLContracts_Budgets	Summary of DFTA Home Delivered Meals Contracts Bottom Line Budgets.	Weekly	10/31/2018	New	
Department for the Aging (DFTA)	DFTA_HMDLContracts_Services	Summary of DFTA Home Delivered Meals Contracts Budgeted Service Units by Service.	Weekly	10/31/2018	New	
Department for the Aging (DFTA)	DFTA_HMDLContracts_ReportedExp	DFTA Home Delivered Meals Contracts Line Item Reported Expenses by Month.	Weekly	10/31/2018	New	
Department for the Aging (DFTA)	DFTA_HMDLContracts_ReportedService	DFTA Home Delivered Meals Contracts Service Units Reported by Month.	Weekly	10/31/2018	New	
Department of Records and Information Services (DORIS)	OpenRecords FOIL Responses	The OpenRecords FOIL Responses data set consists of the responses posted by agency FOIL officers to fulfill FOIL requests.	Daily	10/31/2018	Delayed	The OpenRecords team has been focused on improving the data schema to better serve the needs of NYC Agencies. As a result, we have made a number of changes to the schema.
Department of Records and Information Services (DORIS)	OpenRecords Requests	The OpenRecords Requests data set consists of FOIL Request identifying information.	Daily	10/31/2018	Delayed	The OpenRecords team has been focused on improving the data schema to better serve the needs of NYC Agencies. As a result, we have made a number of changes to the schema.
Human Resources Administration (HRA)	JobStat	Monthly report of performance indicators for HRA Job Center operations.	Monthly	10/31/2018	Delayed	In the process of conducting inventory of existing reports, assessing current data and preparing subsequent future reports.



Agency Name	Data Set Title	Data Set Description	Update Frequency	Release Date	Date Status	Agency Comment
Human Resources Administration (HRA)	Local Law 49 Reporting	Detailed summary statistics regarding HASA program.	Quarterly	10/31/2018	Delayed	In the process of conducting inventory of existing reports, assessing current data and preparing subsequent future reports.
Human Resources Administration (HRA)	Local Law 37 Reporting	Emergency placements.	Monthly	10/31/2018	Delayed	In the process of conducting inventory of existing reports, assessing current data and preparing subsequent future reports.
Human Resources Administration (HRA)	District Resource Statement	Program receipt by borough and community district.	Annually	10/31/2018	Delayed	In the process of conducting inventory of existing reports, assessing current data and preparing subsequent future reports.
Human Resources Administration (HRA)	Borough/Community District Report	Program receipt by borough and community district.	Quarterly	10/31/2018	Delayed	In the process of conducting inventory of existing reports, assessing current data and preparing subsequent future reports.
Human Resources Administration (HRA)	Office of Child Support Enforcement Fact Sheet	Summary statistics regarding OCSE.	Monthly	10/31/2018	Delayed	In the process of conducting inventory of existing reports, assessing current data and preparing subsequent future reports.
Human Resources Administration (HRA)	HASA Fact Sheet	Summary statistics regarding HASA Program.	Monthly	10/31/2018	Delayed	In the process of conducting inventory of existing reports, assessing current data and preparing subsequent future reports.
Human Resources Administration (HRA)	Center Wait Time	Aggregate monthly wait times for clients at Job Center and SNAP Center services.	Monthly	10/31/2018	Delayed	In the process of conducting inventory of existing reports, assessing current data and preparing subsequent future reports.
Human Resources Administration (HRA)	Cash Assistance 12-Month Unduplicated Recipients	Total recipients of CA within 12-month period.	Monthly	10/31/2018	Delayed	In the process of conducting inventory of existing reports, assessing current data and preparing subsequent future reports.
Human Resources Administration (HRA)	2002-2015 SNAP Participation Rates	2002-2015 SNAP Participation Rates.	Annually	10/31/2018	Delayed	In the process of conducting inventory of existing reports, assessing current data and preparing subsequent future reports.
Human Resources Administration (HRA)	Cash Assistance Applications for Heads of Household	Cash Assistance Applications for Heads of Household Ages 16 - 20.	Biannually	10/31/2018	Delayed	In the process of conducting inventory of existing reports, assessing current data and preparing subsequent future reports.

Agency Name	Data Set Title	Data Set Description	Update Frequency	Release Date	Date Status	Agency Comment
Human Resources Administration (HRA)	Adult Protective Services - Ineligible referral	APS ineligible referrals with their closing reasons.	Biannually	10/31/2018	Delayed	In the process of conducting inventory of existing reports, assessing current data and preparing subsequent future reports.
Human Resources Administration (HRA)	Adult Protective Services - Refer to Close	Referrals and ineligible APS counts.	Biannually	10/31/2018	Delayed	In the process of conducting inventory of existing reports, assessing current data and preparing subsequent future reports.
Office of the Comptroller (COMPTROLLER)	Board of Education Retirement System Holdings	Complete list of Board of Education Retirement System holdings as of the close of the fiscal year.	Annually	10/31/2018	Delayed	Delays due to extra time needed for assembly of dataset.
Office of the Comptroller (COMPTROLLER)	Cash Balance Projection	Cash balance projection for the City of New York.	Quarterly	10/31/2018	Delayed	Delays due to extra time needed for assembly of dataset.
Office of the Comptroller (COMPTROLLER)	New York City Employees' Retirement System Holdings	Complete list of New York City Employees' Retirement System holdings as of the close of the fiscal year.	Annually	10/31/2018	Delayed	Delays due to extra time needed for assembly of dataset.
Office of the Comptroller (COMPTROLLER)	New York City Fire Department Pension Fund Holdings	Complete list of New York City Fire Department Pension Fund holdings as of the close of the fiscal year.	Annually	10/31/2018	Delayed	Delays due to extra time needed for assembly of dataset.
Office of the Comptroller (COMPTROLLER)	New York City Police Pension Fund Holdings	Complete list of New York City Police Pension Fund holdings as of the close of the fiscal year.	Annually	10/31/2018	Delayed	Delays due to extra time needed for assembly of dataset.
Office of the Comptroller (COMPTROLLER)	Proxy Voting Records	Annual proxy voting records for the five New York City Retirement Systems.	Annually	10/31/2018	Delayed	Delays due to extra time needed for assembly of dataset.
Office of the Comptroller (COMPTROLLER)	Teachers' Retirement System Holdings	Complete list of Teachers' Retirement System holdings as of the close of the fiscal year.	Annually	10/31/2018	Delayed	Delays due to extra time needed for assembly of dataset.
Small Business Services (SBS)	Worker Coops	List of Worker Cooperatives assisted by the WCBDI.	Annually	10/31/2018	Delayed	The data is not in a format suitable for Open data and we are working to align it with the Open Data format.
Department of Housing Preservation and Development (HPD)	HPD Vacant Land Disposition Planning	To Be Determined.	Annually	11/1/2018	New	
Department of Parks and Recreation (DPR)	Forestry Permits and Plan Review	Tracking of applications for work involving NYC Parks trees.	Monthly	5/1/2019	New	
Department of Parks and Recreation (DPR)	HisTree	Street Tree watering records.	Annually	2/1/2019	New	
Department of Parks and Recreation (DPR)	Homeless Outreach Statistics	Records of Parks Enforcement Patrol (PEP) outreach and interaction with homeless individuals.	Annually	5/1/2019	New	
Department of Information Technology and Telecommunications (DoITT)	Cable Complaints	Details on complaints made to DoITT's cable franchising center.	Quarterly	11/30/2018	Delayed	Current Vacancy in personnel who manages this data system.

Agency Name	Data Set Title	Data Set Description	Update Frequency	Release Date	Date Status	Agency Comment
Department of Parks and Recreation (DPR)	Map of NYC Parks Access Points	Map of NYC Parks Access Points.	Quarterly	4/15/2019	New	
Department of Parks and Recreation (DPR)	Map of NYC Parks Canine Waste Dispensers	Map of NYC Parks Canine Waste Dispensers.	Quarterly	4/15/2019	New	
Department of Parks and Recreation (DPR)	Map of NYC Parks Concessions	Map of NYC Parks Concessions.	Quarterly	4/15/2019	New	
Department of Parks and Recreation (DPR)	Map of NYC Parks Dog Areas	Map of NYC Parks Dog Areas.	Quarterly	4/15/2019	New	
Mayor's Office of Contract Services (MOCS)	Local Law 22 of 2015 Worker Cooperative Reports	The report includes the following: the number and total dollar value of City contracts awarded to worker cooperatives, disaggregated by agency and type of business; the number and total dollar value of all City contracts, disaggregated by agency and type of business; and the percentage of City contracts awarded to worker cooperatives, disaggregated by agency and type of business.	Annually	12/1/2018	New	
Mayor's Office of Contract Services (MOCS)	CBO Expense Report	Annual Capacity Building Oversight spend and budget.	Annually	12/1/2018	New	
Mayor's Office of Contract Services (MOCS)	Contract List	List of contracts by vendor. The report will include City Agency, contract vendor, award method, and contract value.	Annually	12/1/2018	New	
Police Department (NYPD)	OATH Summons	This dataset includes Civil summonses that have been issued by the New York City Police Department and includes information relevant to each violation such as the charge, date and location as well as demographic information of the perpetrator.	Quarterly	12/1/2018	New	
Business Integrity Commission (BIC)	Denied TW and Wholesale Market Companies	List of Trade Waste and Wholesale Market Companies that were denied to receive a license by BIC.	Daily	12/17/2018	New	
Business Integrity Commission (BIC)	Commercial Recycling Authorization List	List of BIC-licensed private carters with the information if they were authorized by BIC to perform single-stream, co-collection or source-separated recycling collection.	Daily	12/17/2018	New	Additional "Commercial Recycling Authorization" field will be added to the existing "Trade Waste Hauler Licensees" dataset on ODP.
Business Integrity Commission (BIC)	Commercial Organic Waste Carters	List of BIC-licensed private carters that collect and dispose of organic waste from commercial establishments.	Daily	12/17/2018	New	Additional "Commercial Organic Waste" field will be added to the existing "Trade Waste Hauler Licensees" dataset on ODP.
Business Integrity Commission (BIC)	Waste hauling applications approved - New and Renewal	New and renewal trade waste applications that were approved by BIC.	Daily	12/17/2018	New	Additional "Renewal" field will be added to the existing "Trade Waste Hauler Licensees" dataset on ODP.
Business Integrity Commission (BIC)	Complaints / Inquiries	The dataset contains information on all complaints/inquiries BIC received.	Daily	12/17/2018	New	

Agency Name	Data Set Title	Data Set Description	Update Frequency	Release Date	Date Status	Agency Comment
Business Integrity Commission (BIC)	Licensees and Registrants Fleet Information	The dataset contains information about the trucks of BIC licensees and registrants.	Daily	12/17/2018	New	
Business Integrity Commission (BIC)	BIC issued violations	BIC issued violations for companies in the trade waste industry.	Daily	12/17/2018	New	
Department of Consumer Affairs (DCA)	Issued Fines and Fees	Fees and fines payable to DCA based on Adjudications, Settlements, Pleadings and, licensing and application fees.	Weekly	12/28/2018	New	
Department of Consumer Affairs (DCA)	Payments Received for Issued Fines and Fees	Payments received by DCA for fines and fees payable to DCA.	Weekly	12/28/2018	New	
Commission to Combat Police Corruption (CCPC)	CCPC Open IAB Investigations– Most Serious Allegations	Reflects the most serious allegations of the 35 Internal Affairs Bureau open investigations reviewed by CCPC in 2014.	Historical Data	12/31/2018	New	
Commission to Combat Police Corruption (CCPC)	CCPC Pending IAB Investigations– Most Serious Allegations	Reflects the most serious allegations of the 54 Internal Affairs Bureau pending investigations presented to CCPC in 2014.	Historical Data	12/31/2018	New	
Commission to Combat Police Corruption (CCPC)	CCPC Closed IAB Investigations– Most Serious Allegations	Reflects the most serious allegations of the 94 Internal Affairs Bureau closed investigations reviewed by CCPC in 2014.	Historical Data	12/31/2018	New	
Commission to Combat Police Corruption (CCPC)	CCPC Analysis of Selected IAB Investigation Trends	Reflects CCPC's satisfaction rate with specific aspects of IAB investigations in cases reviewed by CCPC in 2014.	Historical Data	12/31/2018	New	
Commission to Combat Police Corruption (CCPC)	NYPD Disciplinary Cases by CCPC Categories	Reflects the categories assigned by the CCPC to the 540 NYPD Disciplinary Cases reviewed by CCPC for the 17th Annual Report.	Historical Data	12/31/2018	New	
Commission to Combat Police Corruption (CCPC)	CCPC rate of agreement with NYPD disciplinary penalties by case type.	CCPC reviewed 540 NYPD Disciplinary Cases for its 17th Annual Report. CCPC agreed with penalties in 94% of those cases – they are denoted by case type.	Historical Data	12/31/2018	New	
Commission to Combat Police Corruption (CCPC)	Complaints Received by CCPC	Categories of complaints received by CCPC in 2014.	Historical Data	12/31/2018	New	
Commission to Combat Police Corruption (CCPC)	CCPC Closed IAB Investigations– Most Serious Allegations	Reflects the most serious allegations of the 139 Internal Affairs Bureau closed investigations reviewed by CCPC for its 18th Annual Report.	Historical Data	12/31/2018	New	
Commission to Combat Police Corruption (CCPC)	CCPC Analysis of Selected IAB Investigation Trends	CCPC's satisfaction rate with specific aspects of IAB investigations in cases reviewed by CCPC for its 18th Annual Report.	Historical Data	12/31/2018	New	
Commission to Combat Police Corruption (CCPC)	CCPC Analysis of Selected IAB Investigation Trends 2013-2016	CCPC's satisfaction rate with specific aspects of IAB investigations in cases reviewed by CCPC from 2013 through 2016.	Historical Data	12/31/2018	New	
Commission to Combat Police Corruption (CCPC)	NYPD Disciplinary Cases – CCPC Categories	Reflects the categories assigned by the CCPC to the 1,395 NYPD Disciplinary Cases reviewed by the CCPC for its 18th Annual Report.	Historical Data	12/31/2018	New	



Agency Name	Data Set Title	Data Set Description	Update Frequency	Release Date	Date Status	Agency Comment
Commission to Combat Police Corruption (CCPC)	Separation from NYPD by Case Type	Reflects, by case type, the number of the uniform members of service separated from the NYPD as a result of the disciplinary cases adjudicated between October 2014 and August 2016.	Historical Data	12/31/2018	New	
Commission to Combat Police Corruption (CCPC)	Dismissal Probation by Case Type	Reflects, by case type, the number of the uniform members of service placed on dismissal probation in cases adjudicated between October 2014 and August 2016.	Historical Data	12/31/2018	New	
Commission to Combat Police Corruption (CCPC)	CCPC rate of agreement with NYPD disciplinary penalties by case type.	CCPC reviewed 1,395 NYPD Disciplinary Cases for its 18th Annual Report. CCPC agreed with penalties in 90% of those cases – they are denoted by case type.	Historical Data	12/31/2018	New	
Commission to Combat Police Corruption (CCPC)	Complaints Received by CCPC	Categories of complaints received by CCPC from January 2015 through August 2016.	Historical Data	12/31/2018	New	
Department for the Aging (DFTA)	DFTA_CaseMgtContracts_Info	Listing of DFTA Case Management Contracts Information.	Weekly	12/31/2018	New	
Department for the Aging (DFTA)	DFTA_CaseMgtContracts_SiteHrs	Listing of DFTA Case Management Contracts Hours of Operation.	Weekly	12/31/2018	New	
Department for the Aging (DFTA)	DFTA_CaseMgtContracts_Budgets	Summary of DFTA Case Management Contracts Bottom Line Budgets.	Weekly	12/31/2018	New	
Department for the Aging (DFTA)	DFTA_CaseMgtContracts_Services	Summary of DFTA Case Management Contracts Budgeted Service Units by Service.	Weekly	12/31/2018	New	
Department for the Aging (DFTA)	DFTA_CaseMgtContracts_ReportedExp	DFTA Case Management Contracts Line Item Reported Expenses by Month.	Weekly	12/31/2018	New	
Department for the Aging (DFTA)	DFTA_CaseMgtContracts_ReportedService	DFTA Case Management Contracts Service Units Reported by Month.	Weekly	12/31/2018	New	
Department for the Aging (DFTA)	DFTA_NORCContracts_Info	Listing of DFTA Naturally Occurring Retirement Community Contracts Information.	Weekly	12/31/2018	New	
Department for the Aging (DFTA)	DFTA_NORCContracts_SiteHrs	Listing of DFTA Naturally Occurring Retirement Community Contracts Hours of Operation.	Weekly	12/31/2018	New	
Department for the Aging (DFTA)	DFTA_NORCContracts_Budgets	Summary of DFTA Naturally Occurring Retirement Community Contracts Bottom Line Budgets.	Weekly	12/31/2018	New	
Department for the Aging (DFTA)	DFTA_NORCContracts_Services	Summary of DFTA Naturally Occurring Retirement Community Contracts Budgeted Service Units by Service.	Weekly	12/31/2018	New	
Department for the Aging (DFTA)	DFTA_NORCContracts_ReportedExp	DFTA Naturally Occurring Retirement Community Contracts Line Item Reported Expenses by Month.	Weekly	12/31/2018	New	
Department for the Aging (DFTA)	DFTA_NORCContracts_ReportedService	DFTA Naturally Occurring Retirement Community Contracts Service Units Reported by Month.	Weekly	12/31/2018	New	

Agency Name	Data Set Title	Data Set Description	Update Frequency	Release Date	Date Status	Agency Comment
Department for the Aging (DFTA)	DFTA_NYConnectsContracts_Info	Listing of DFTA NYConnects Contracts Information.	Weekly	12/31/2018	New	
Department for the Aging (DFTA)	DFTA_NYConnectsContracts_SiteHrs	Listing of DFTA NYConnects Contracts Hours of Operation.	Weekly	12/31/2018	New	
Department for the Aging (DFTA)	DFTA_NYConnectsContracts_Budgets	Summary of DFTA NYConnects Contracts Bottom Line Budgets.	Weekly	12/31/2018	New	
Department for the Aging (DFTA)	DFTA_NYConnectsContracts_Services	Summary of DFTA NYConnects Contracts Budgeted Service Units by Service.	Weekly	12/31/2018	New	
Department for the Aging (DFTA)	DFTA_NYConnectsContracts_ReportedExp	DFTA NYConnects Contracts Line Item Reported Expenses by Month.	Weekly	12/31/2018	New	
Department for the Aging (DFTA)	DFTA_NYConnectsContracts_ReportedService	DFTA NYConnects Contracts Service Units Reported by Month.	Weekly	12/31/2018	New	
Department of Buildings (DOB)	DOB NOW Build: Electrical Job Application Filings	List of all Electrical job filings filed in DOB NOW.	Daily	12/31/2018	New	
Department of Buildings (DOB)	DOB NOW Build: Elevator Job Application Filings	List of all Elevator job filings filed in DOB NOW.	Daily	12/31/2018	New	
Department of City Planning (DCP)	COMMUNITY DEVELOPMENT BLOCK GRANT 2010 CENSUS TRACT ELIGIBILITY	Percent of Persons Who Are Low/Moderate-Income By Census Tract, is used to determine Census Tract Eligibility for New York City's Community Development Block Grant-funded programs.	To Be Determined	12/31/2018	No Change	
Department of City Planning (DCP)	Digital City Map (multiple)	This will include several datasets related to the Official City Map of NYC. This will include datasets for official mapped streets and parks, street width, type and grade, pier head lines, bulkhead lines and City Map alterations.	As Needed	12/31/2018	New	
Department of Citywide Administrative Services (DCAS)	Citywide DR Program Progress; Facilities and Revenue	Energy Demand Response Data.	As Needed	12/31/2018	No change	
Department of Citywide Administrative Services (DCAS)	Event Fee Schedule	Schedule of event fees at rentable DCAS-managed properties.	As needed	12/31/2018	No change	
Department of Citywide Administrative Services (DCAS)	New York City Fleet Daily Service Report	This daily fleet report is distributed to agencies each day and is also available to the public on the internet. The report includes an Agency Summary that provides overall unit availability for each of nine agencies and the DCAS Managed€ fleet, which serves the other Mayoral agencies. It also includes the Critical Fleets Summary, which tracks availability for groups of vehicles assigned to key programs or functions identified by agencies.	Daily	12/31/2018	No change	
Department of Citywide Administrative Services (DCAS)	Qualified Provider List	List of all security guard vendors identified as a qualified provider for use by participating schools in DCAS' administration of the Non-Public School Security Guard Reimbursement Program.	As needed	12/31/2018	No change	

Agency Name	Data Set Title	Data Set Description	Update Frequency	Release Date	Date Status	Agency Comment
Department of Consumer Affairs (DCA)	Trust Fund Invasions and Repayments	Consumer restitution and DCA fines paid out of DCA-administered Home Improvement Contractor and Tow Truck Trust funds for trust fund participants that are delinquent on their debts.	Weekly	12/31/2018	No Change	
Department of Consumer Affairs (DCA)	Waiting List for General Vendor Licenses	Applicants placed on waiting list for General Vendor licenses after annual lottery. (Lottery not always held each year.).	Annually	12/31/2018	Delayed	Enterprise data system upgrade, external system integration and shifting agency priorities and resources, staff turnover.
Department of Consumer Affairs (DCA)	Revocations and Suspensions	All revocations and suspensions ordered by tribunal.	Weekly	12/31/2018	Delayed	Enterprise data system upgrade, external system integration and shifting agency priorities and resources, staff turnover.
Department of Consumer Affairs (DCA)	Sightseeing Guides	A list of DCA licensed Sightseeing Guides, and exemplary exam scores.	Monthly	12/31/2018	Delayed	Enterprise data system upgrade, external system integration and shifting agency priorities and resources, staff turnover.
Department of Consumer Affairs (DCA)	Monthly Compliance Report Dates	List of randomly generated audit dates for Process Servers.	Monthly	12/31/2018	Delayed	Enterprise data system upgrade, external system integration and shifting agency priorities and resources, staff turnover.
Department of Consumer Affairs (DCA)	Office of Financial Empowerment (OFE) - Free Tax Preparation Sites	A list of locations where NYC residents can get free tax preparation services.	Bi-Weekly	12/31/2018	Delayed	Enterprise data system upgrade, external system integration and shifting agency priorities and resources, staff turnover.
Department of Environmental Protection (DEP)	Sewer Connection Permit	Sewer Connection Permit.	Daily	12/31/2018	No change	
Department of Environmental Protection (DEP)	Sewer Plug Permit	Sewer Plug Permit.	Daily	12/31/2018	No change	
Department of Environmental Protection (DEP)	Water Service Plug Permit	Water Service Plug Permit.	Daily	12/31/2018	No change	
Department of Environmental Protection (DEP)	Private Water Main Construction Permit	Private Water Main Construction Permit.	Daily	12/31/2018	No change	
Department of Environmental Protection (DEP)	Private Sewer Construction Permit	Private Sewer Construction Permit.	Daily	12/31/2018	No change	
Department of Environmental Protection (DEP)	Manhole Permit	Manhole Permit.	Daily	12/31/2018	No change	
Department of Environmental Protection (DEP)	Seepage Basins Permit	Seepage Basins Permit.	Daily	12/31/2018	No change	

Agency Name	Data Set Title	Data Set Description	Update Frequency	Release Date	Date Status	Agency Comment
Department of Environmental Protection (DEP)	Catch Basin Permit	The DEP Application and Permit data will contain information about the different types of applications approved and permits issued on a regular basis. The Data will include application information such as development details, location, results, and status information.	Daily	12/31/2018	No change	
Department of Environmental Protection (DEP)	Current Releases	The daily release rates from the Catskill and Delaware system reservoirs: Ashokan, Cannonsville, Pepacton and Neversink.	Weekly	12/31/2018	No change	
Department of Environmental Protection (DEP)	Lead Service Line Location Coordinates	Geographic location of lead water service lines.	As Needed	12/31/2018	Delayed	Due to delays in validating the dataset, DEP will need to push back the release of the Lead Service Line Location Coordinates dataset to 12/31/2018 from the currently scheduled release date of 1/1/2018.
Department of Finance (DOF)	Refund List - Real Property Tax	Details about refund checks for overpaid Property Tax accounts, with amounts broken down by specific charge. Available for calendars years 2011-Current.	Monthly	12/31/2018	No Change	Cannot capture data before 2016.
Department of Finance (DOF)	Scofftow	Information on vehicles towed or booted, and potentially auctioned as a result of parking ticket non-payment enforcement.	Monthly	12/31/2018	No Change	
Department of Finance (DOF)	Cigarette Tax Enforcement Data	Amount billed and collected from vendors or untaxed cigarettes, including number of NYC customers for each vendor.	Monthly	12/31/2018	No Change	
Department of Finance (DOF)	Real Property Income and Expense Form Non-Compliance Lists	Properties required to file RPIE-2010 which did not do so.	Annually	12/31/2018	No Change	
Department of Finance (DOF)	Licensed Cigarette Wholesale Dealers	Mainframe file.	Annually	12/31/2018	No Change	
Department of Finance (DOF)	Open Balance Detail	Property Related Charge information by period.	Quarterly	12/31/2018	No Change	
Department of Finance (DOF)	Annualized Calendar Sales Update	Sales data for the calendar year.	Annually	12/31/2018	No Change	
Department of Finance (DOF)	CMVT - Annual	Commercial Moto Vehicle Tax non-medallion mass billing.	Annually	12/31/2018	No Change	
Department of Finance (DOF)	CMVT - Semi-Annual	Commercial Moto Vehicle Tax medallion mass billing.	Biannually	12/31/2018	No Change	
Department of Health and Mental Hygiene (DOHMH)	Death/Mortality Data	The cause of mortality by jurisdiction in New York City since 2001.	Annually	12/31/2018	No Change	
Department of Health and Mental Hygiene (DOHMH)	Lead Poisoning	Lead poisoning by borough, data corresponding to high level data reported on DOHMH website.	Annually	12/31/2018	Delayed	Due to system implementation the agency is requiring additional time.
Department of Housing Preservation and Development (HPD)	AEP City Council Report	A summary of all AEP buildings, and indicators at those buildings such as violations, emergency repair program charges, and status in the program.	Annually	12/31/2018	No Change	



Agency Name	Data Set Title	Data Set Description	Update Frequency	Release Date	Date Status	Agency Comment
Department of Housing Preservation and Development (HPD)	Inclusionary Housing	HPD Inclusionary housing production.	Quarterly	12/31/2018	No Change	
Department of Housing Preservation and Development (HPD)	Local Law 37 of 2011: HPD Monthly Shelter Census Report	Report of HPD monthly shelter census numbers by household type as required by Local Law 37 of 2011.	Monthly	12/31/2018	New	
Department of Transportation (DOT)	Regulatory sign repair	Average time to repair priority regulatory signs after notification (days)	To Be Determined	12/31/2018	No Change	
Department of Transportation (DOT)	Agency Business Parking Permit (ABPP)	Issued to government employees who need to park while conducting official business, valid for three hour parking in No Parking, Truck Loading and metered zones, submitted through each agency's DOT liaison and distributed by DOT through the employee's agency liaison.	To Be Determined	12/31/2018	New	
Department of Transportation (DOT)	Borough Engineering Tracking (BETS) System	Tracks requests to Borough Traffic Engineering offices	To Be Determined	12/31/2018	New	
Department of Transportation (DOT)	Carshare Parking	A shapefile of carshare pilot spaces (on-street and in municipal lots)	To Be Determined	12/31/2018	New	
Department of Transportation (DOT)	Commissioner's Correspondence	Correspondences are received, tracked, and responses generated for CCU and Borough Commissioner's offices.	To Be Determined	12/31/2018	New	
Department of Transportation (DOT)	Sidewalk Database (SDW)	Contains all sidewalk inspection and repair data for the prior notice program (property info, complaints, inspection, violation, reinspection, construction, and assessment).	To Be Determined	12/31/2018	New	
Department of Transportation (DOT)	9/11 Bus Parking Permit	Issued to Motor Coach Tour Bus operators to park in designated metered bus parking spaces below Houston Street from River to River to visit the 9/11 Memorial Museum.	To Be Determined	12/31/2018	New	
Department of Transportation (DOT)	Annual Bridge Volume Counts (Includes Manhattan River Crossings)	Traffic volume counts collected on all NYC major bridges. For three reports made public (NYC DOT Bridge Report, Manhattan Crossing Report, Screenline Report)	To Be Determined	12/31/2018	New	
Department of Transportation (DOT)	Annual On-Street Parking Permit (AOSPP)	Issued to not-for-profits organizations, which allow vehicles conducting business to park for particular purposes in designated parking zones or locations for short, prearranged periods of time.	To Be Determined	12/31/2018	New	
Department of Transportation (DOT)	Bike Share Inspections	The tablet/smartphone-based Bike Share Inspections application facilitates the visual inspection of Citi Bike stations, kiosks, docks and bikes. DOT field inspectors conduct inspections and issue tickets in real-time to the BikeShare system operator according to the SLAs.	To Be Determined	12/31/2018	New	
Department of Transportation (DOT)	Bikes in Buildings (BIB)	In compliance with the Bicycle Access Law, BIB allows tenants to request for Bike access from the landlords in commercial buildings, and for DOT to monitor the requests for access and their status.	To Be Determined	12/31/2018	New	

Agency Name	Data Set Title	Data Set Description	Update Frequency	Release Date	Date Status	Agency Comment
Department of Transportation (DOT)	Bridge Hold Locations for Street Construction Permits	This dataset provides locations which have the Bridge Hold as one of the stipulations. The information gives the location of all the blocks and the intersections within 100 feet of a Bridge Structure.	To Be Determined	12/31/2018	New	
Department of Transportation (DOT)	Commercial Bicycle Inspections	DOT's Commercial Bicyclist Unit (CBU) conducts inspection of businesses that use bicycles for commercial purposes. This dataset lists the results of those inspections.	To Be Determined	12/31/2018	New	
Department of Transportation (DOT)	Intercity Bus Stop Permits	The system enables NYC to collect revenues from the numerous free shuttles and private tour groups that carry people to NYC from outside the boroughs as well as shuttle people within the boroughs.	To Be Determined	12/31/2018	New	
Department of Transportation (DOT)	Over Dimensional Vehicle Permits	The Over Dimensional Vehicle Permit is a web application used by the public to apply for Daily Permits for overdimensional vehicles.	To Be Determined	12/31/2018	New	
Department of Transportation (DOT)	Street Construction Inspections and Corrective Action Requests	Dynamic Application System for HIQA application allows HIQA supervisors to assign street work permits inspections to inspectors and provide options for inspectors to complete/submit inspection results using PC tablets in the field with wireless connectivity.	To Be Determined	12/31/2018	New	
Department of Transportation (DOT)	Street Construction Permits and Stipulations	Internet, intranet and mobile-based, GIS map integrated, permit management system with a permit search module for all DOT permits currently available in MOSAICS, Back Fill Confirmation module, and Permit Life Cycle module for Series 01, 02, 03, 04, 05, 07, 15, 16. Permittee registration and management, Location management, and Pre-Approval waivers.	To Be Determined	12/31/2018	New	
Department of Transportation (DOT)	Street Name Signs (SNS) Management System	This application assists the Street Name Signs group with an information system for managing signs inspection request as well as field inspection. The system is divided into two modules: back office administration & field inspection modules. The Back office module will be utilized by an Administrator to create and assign inspection Requests, as well as approve work orders. The field inspection module will be conducted by DOT inspector as well as the contractor. Photo evidence of sign damage and repairs are also required in the field inspection module.	To Be Determined	12/31/2018	New	
Department of Transportation (DOT)	Truck Overweight Permits	The Annual Overweight Load Permits (AOL) is a web application used by the Trucking companies to apply for Annual Permits for Overweight, SP Crane and Bulk Milk Permits.	To Be Determined	12/31/2018	New	
Mayor's Office of Immigrant Affairs (MOIA)	Legal Initiatives and Immigrant Inclusion	Know your rights workshops conducted (date, borough, zip code, geocode, # attendees, social issue(s) raised/addressed)Legal Screenings Conducted (date, borough, zip code, site type, geocode)Interpretations Provided (date, borough, zip code, type (mayoral vs. other), language(s) provided, geocode).	As Needed	12/31/2018	No change	

Agency Name	Data Set Title	Data Set Description	Update Frequency	Release Date	Date Status	Agency Comment
Mayor's Office of Recovery and Resiliency (ORR)	Sea Level Rise Maps (2020s Mean Monthly High Water)	2020s Mean Monthly High Water + 10" Sea Level Rise.	To Be Determined	12/31/2018	New	
Mayor's Office of Recovery and Resiliency (ORR)	Sea Level Rise Maps (2025s Mean Monthly High Water)	2025s Mean Monthly High Water + 30" Sea Level Rise.	To Be Determined	12/31/2018	New	
Mayor's Office of Recovery and Resiliency (ORR)	Sea Level Rise Maps (2020s Mean Monthly High Water)	2020s Mean Monthly High Water + 10" Sea Level Rise.	To Be Determined	12/31/2018	New	
Mayor's Office of Recovery and Resiliency (ORR)	Sea Level Rise Maps (2025s Mean Monthly High Water)	2025s Mean Monthly High Water + 30" Sea Level Rise.	To Be Determined	12/31/2018	New	
New York City Council (NYCC)	Capital Funding	Capital Funding Data.	Annually	12/31/2018	No Change	
New York City Council (NYCC)	NYC Council Capital Projects	A dataset of capital projects funded by the Council.	Annually	12/31/2018	No Change	
NYC Commission on Human Rights (CCHR)	Inquiries	Tracking of Inquiries made to Agency Human Rights Specialist, and other staff.	Monthly	12/31/2018	No change	
NYC Commission on Human Rights (CCHR)	Office of Mediation and Conflict Resolution Cases	Office of Mediation and Conflict Resolution Cases.	Monthly	12/31/2018	No Change	
Public Design Commission (PDC)	Project list spreadsheet	List of projects that were submitted to and reviewed by the Public Design Commission on a monthly basis. Includes project title, project type, public/private structures, level of review, submitting agencies, borough, result of review and internal staff notes.	Monthly	1/1/2019	New	
Department of Finance (DOF)	Banking Corporation Tax Issuer Allocation Percentage Reports	IAP for all corporations subject to the tax for 1997 - Current.	Annually	1/31/2019	Delayed*	Legislative changes may change the report.
Department of Finance (DOF)	General Corporation Tax Issuer Allocation Percentage Reports	IAP for all corporations subject to the tax for 1998 - Current.	Annually	1/31/2019	Delayed*	Legislative changes may change the report.
Department of Health and Mental Hygiene (DOHMH)	Local Early Intervention Coordinating Council (LEICC) Report	Data that includes counts and rates of referrals to the Early Intervention program.	As needed	1/31/2019	New	
Office of Administrative Trials and Hearings (OATH)	Trials Division Case Status	The dataset contains tracking information on the status of each case filed at the OATH Trials Division.	Daily	1/31/2019	Delayed*	OATH will begin meeting with DOITT and the Open Data Technical team to extract the data for transfer to the Open Data Portal.
Department of Education (DOE)	Midday Trips	List of daily field trip destinations for a month along with number of trips and number of vehicles.	Monthly	2/1/2019	Delayed*	Given the intention to provide monthly updates for these reports , and the fact that we still have to nail down requirements, Office of Pupil Transportation is proposing a new schedule of monthly reports to start on January 1. If that is acceptable, the first "mid-day trip" report would be available on 02-01-19.
Department of Parks and Recreation (DPR)	Map of NYC Parks Drinking Fountains	Map of NYC Parks Drinking Fountains.	Quarterly	4/15/2019	New	

\* Denotes datasets originally scheduled for release by the end of 2018 that needed more time for publication.

Agency Name	Data Set Title	Data Set Description	Update Frequency	Release Date	Date Status	Agency Comment
Department of Parks and Recreation (DPR)	Map of NYC Parks Fire Hydrants	Map of NYC Parks Fire Hydrants.	Quarterly	4/15/2019	New	
Department of Parks and Recreation (DPR)	Map of NYC Parks Flag Poles	Map of NYC Parks Flag Poles.	Quarterly	4/15/2019	New	
Department of Parks and Recreation (DPR)	Map of NYC Parks Greenroofs	Map of NYC Parks Greenroofs.	Quarterly	4/15/2019	New	
Department for the Aging (DFTA)	DFTA_CaregiversContracts_Info	Listing of DFTA Caregivers Contracts Information.	Weekly	2/28/2019	New	
Department for the Aging (DFTA)	DFTA_CaregiversContracts_SiteHrs	Listing of DFTA Caregivers Contracts Hours of Operation.	Weekly	2/28/2019	New	
Department for the Aging (DFTA)	DFTA_CaregiversContracts_Budgets	Summary of DFTA Caregivers Contracts Bottom Line Budgets.	Weekly	2/28/2019	New	
Department for the Aging (DFTA)	DFTA_CaregiversContracts_Services	Summary of DFTA Caregivers Contracts Budgeted Service Units by Service.	Weekly	2/28/2019	New	
Department for the Aging (DFTA)	DFTA_CaregiversContracts_ReportedExp	DFTA Caregivers Contracts Line Item Reported Expenses by Month.	Weekly	2/28/2019	New	
Department for the Aging (DFTA)	DFTA_CaregiversContracts_ReportedService	DFTA Caregivers Contracts Service Units Reported by Month.	Weekly	2/28/2019	New	
Department of Health and Mental Hygiene (DOHMH)	Blood Pressure Checks on NYC HealthMap	Locations in NYC that offer free Blood Pressure checks at kiosks or by Pharmacy Staff.	As needed	3/1/2019	New	
Department of Parks and Recreation (DPR)	Map of NYC Parks Ice Ladders	Map of NYC Parks Ice Ladders.	Quarterly	4/15/2019	New	
Department of Parks and Recreation (DPR)	Map of NYC Parks Ice Skating Rinks	Map of NYC Parks Ice Skating Rinks.	Quarterly	4/15/2019	New	
Department of Parks and Recreation (DPR)	Map of NYC Parks Kayak/Canoe Launches	Map of NYC Parks Kayak/Canoe Launches.	Quarterly	4/15/2019	New	
Department of Parks and Recreation (DPR)	Map of NYC Parks Maintenance District Boundaries	Map of NYC Parks Maintenance District Boundaries.	Quarterly	4/15/2019	New	
Mayor's Office of Management & Budget (OMB)	Ten-Year Capital Strategy	This dataset represents document of Ten-Year Capital Strategy published on OMB's website. It establishes long-range programmatic goals, setting forth priorities for the City to maintain its existing physical plant in a state of good repair, and allows for programmatic replacement of components and program expansion.	As Needed	3/15/2019	New	
Brooklyn Borough President (BBP)	BP Appointments	The Brooklyn Borough President makes appointments to various boards throughout their district.	Annually	3/31/2019	New	



Agency Name	Data Set Title	Data Set Description	Update Frequency	Release Date	Date Status	Agency Comment
Brooklyn Borough President (BBP)	ULURP Recommendations	List of ULURP Recommendations.	Annually	3/31/2019	New	
Brooklyn Borough President (BBP)	Topographical Bureau Maps	Information on maps maintained by the topographical bureau.	Annually	3/31/2019	New	
Brooklyn Borough President (BBP)	Tourism Grants	Information on tourism grants.	Annually	3/31/2019	New	
Brooklyn Borough President (BBP)	Community Board Leadership	List of Community Boards and its respective Chair and District Manager. The list also includes the address, meeting time and telephone number of each community board.	Annually	3/31/2019	New	
Brooklyn Borough President (BBP)	Accomplishments Database	List of Brooklyn Borough President's sponsored legislation.	Annually	3/31/2019	New	
Brooklyn Borough President (BBP)	Capital Grant Awards 2015	Each year the Brooklyn Borough President provides funding in support of various capital projects throughout Brooklyn.	Annually	3/31/2019	New	
Brooklyn Borough President (BBP)	Capital Grant Awards 2016	Each year the Brooklyn Borough President provides funding in support of various capital projects throughout Brooklyn.	Annually	3/31/2019	New	
Brooklyn Borough President (BBP)	Capital Grant Awards 2017	Each year the Brooklyn Borough President provides funding in support of various capital projects throughout Brooklyn.	Annually	3/31/2019	New	
Brooklyn Borough President (BBP)	Capital Grant Awards 2018	Each year the Brooklyn Borough President provides funding in support of various capital projects throughout Brooklyn.	Annually	3/31/2019	New	
Brooklyn Borough President (BBP)	BP Meeting Requests	List of requests that come from inside and outside the office.	Annually	3/31/2019	New	
Brooklyn Borough President (BBP)	Heroes of the month	List of honorees who have displayed bravery, selflessness, and service to the community and to the wellbeing of others.	Annually	3/31/2019	New	
Brooklyn Borough President (BBP)	Brooklyn Cornerstone Awards	Recognition of residents who have lived their the longest in the community, block, or building.	Annually	3/31/2019	New	
Brooklyn Borough President (BBP)	Discretionary Contract Awards 2017	List of organizations that have received discretionary contract awards and the funding amounts.	Annually	3/31/2019	New	
Brooklyn Borough President (BBP)	Discretionary Contract Awards 2018	List of organizations that have received discretionary contract awards and the funding amounts.	Annually	3/31/2019	New	
Department for the Aging (DFTA)	DFTA_HomecareContracts_Info	Listing of DFTA Homecare Contracts Information.	Weekly	3/31/2019	New	

Agency Name	Data Set Title	Data Set Description	Update Frequency	Release Date	Date Status	Agency Comment
Department for the Aging (DFTA)	DFTA_HomecareContracts_SiteHrs	Listing of DFTA Homecare Contracts Hours of Operation.	Weekly	3/31/2019	New	
Department for the Aging (DFTA)	DFTA_HomecareContracts_Budgets	Summary of DFTA Homecare Contracts Bottom Line Budgets.	Weekly	3/31/2019	New	
Department for the Aging (DFTA)	DFTA_HomecareContracts_Services	Summary of DFTA Homecare Contracts Budgeted Service Units by Service.	Weekly	3/31/2019	New	
Department for the Aging (DFTA)	DFTA_HomecareContracts_ReportedExp	DFTA Homecare Contracts Line Item Reported Expenses by Month.	Weekly	3/31/2019	New	
Department for the Aging (DFTA)	DFTA_HomecareContracts_ReportedService	DFTA Homecare Contracts Service Units Reported by Month.	Weekly	3/31/2019	New	
Department of Health and Mental Hygiene (DOHMH)	Community Mental Health Survey (CMHS)	A survey of NYC residents related to Mental Health.	Annually	3/31/2019	Delayed*	The program has requested additional time due to lack of resources and being understaffed.
Department of Housing Preservation and Development (HPD)	Low Income Housing Tax Credits Awarded by HPD: Building-level	Awards for 9% Low Income Housing Tax Credits: Building-level	Biannually	3/31/2019	New	
Department of Housing Preservation and Development (HPD)	Low Income Housing Tax Credits Awarded by HPD: Project-level	Awards for 9% Low Income Housing Tax Credits: Project-level	Biannually	3/31/2019	New	
Department of Records and Information Services (DORIS)	Government Publications Listing	Metadata for documents submitted to the Department of Records and Information Services in compliance with Section 1133 of the New York City Charter.	Weekly	3/31/2019	New	
Brooklyn Borough President (BBP)	Constituent Requests	The number of constituent requests for assistance separated by issues/sub-issues.	Annually	4/1/2019	Delayed*	More time is needed to appropriately gather the information.
Department of Education (DOE)	School Age Ridership	Summary of documented students by OPT school code.	Quarterly	4/1/2019	Delayed*	Given the intention to provide quarterly updates for these reports, and the fact that we still have to nail down requirements, Office of Pupil Transportation is proposing a new schedule of quarterly reports to start on January 1. If that is acceptable, the first “school age ridership” report would be available on 04-01-19.
Public Design Commission (PDC)	Annual Report	Compliance with Local Law 2017/017 requiring the Art Commission to conduct an annual report. Details number of submissions received by the commission and number of submissions acted upon.	Annually	4/1/2019	New	
Department of Parks and Recreation (DPR)	Map of NYC Parks Maintenance Region Boundaries	Map of NYC Parks Maintenance Region Boundaries.	Quarterly	4/15/2019	New	
Department of Parks and Recreation (DPR)	Map of NYC Parks Maintenance Sector Boundaries	Map of NYC Parks Maintenance Sector Boundaries.	Quarterly	4/15/2019	New	

\* Denotes datasets originally scheduled for release by the end of 2018 that needed more time for publication.

Agency Name	Data Set Title	Data Set Description	Update Frequency	Release Date	Date Status	Agency Comment
Department of Parks and Recreation (DPR)	Map of NYC Parks Monuments	Map of NYC Parks Monuments.	Quarterly	4/15/2019	New	
Department of Parks and Recreation (DPR)	Map of NYC Parks Needle Disposal Kiosks	Map of NYC Parks Needle Disposal Kiosks.	Quarterly	4/15/2019	New	
Department of Parks and Recreation (DPR)	Map of NYC Parks Paths	Map of NYC Parks Paths.	Quarterly	4/15/2019	New	
Department of Parks and Recreation (DPR)	Map of NYC Parks Permit Areas	Map of NYC Parks Permit Areas.	Quarterly	4/15/2019	New	
Department of Parks and Recreation (DPR)	Map of NYC Parks Play Equipment	Map of NYC Parks Play Equipment.	Quarterly	4/15/2019	New	
Department of Parks and Recreation (DPR)	Map of NYC Parks Retaining Walls	Map of NYC Parks Retaining Walls.	Quarterly	4/15/2019	New	
Department of Parks and Recreation (DPR)	Map of NYC Parks Safety Surface	Map of NYC Parks Safety Surface.	Quarterly	4/15/2019	New	
Department of Parks and Recreation (DPR)	Map of NYC Parks School Garden sites	Map of NYC Parks School Garden sites.	Quarterly	4/15/2019	New	
Department of Parks and Recreation (DPR)	Map of NYC Parks Signs	Map of NYC Parks Signs.	Quarterly	4/15/2019	New	
Department of Parks and Recreation (DPR)	Map of NYC Parks Structures	Map of NYC Parks Structures.	Quarterly	4/15/2019	New	
Department of Parks and Recreation (DPR)	Map of NYC Parks Water Features	Map of NYC Parks Water Features.	Quarterly	4/15/2019	New	
Department of Parks and Recreation (DPR)	Metal Detecting Permit Issuance	Metal detecting permit records.	Annually	10/1/2018	New	
Department of Parks and Recreation (DPR)	Natural Areas/Forest Entitation	Geospatial dataset mapping ecological entities.	Historical Data	11/1/2018	Delayed	Additional review of data.
Department of Parks and Recreation (DPR)	Parks Concessions	Tracking of NYC Parks' concessions.	Annually	12/1/2018	Delayed	Additional review of data.
Department of Parks and Recreation (DPR)	Parks Inspection Program (PIP) database	Information about inspections of parks and conditions noted during those inspections.	Annually	10/1/2018	Delayed	Additional review of data.
Department of Parks and Recreation (DPR)	Parks Opportunity Program (POP) Database	Information about NYC Parks' job training program.	Monthly	2/1/2019	New	
Department of Parks and Recreation (DPR)	Parks Plant Database	Records of street tree work orders.	Annually	3/15/2019	New	

Agency Name	Data Set Title	Data Set Description	Update Frequency	Release Date	Date Status	Agency Comment
Department of Parks and Recreation (DPR)	Parks Trails	Geospatial dataset of NYC Parks' official walking and hiking trails.	Annually	10/1/2018	Delayed	Additional review of data.
Department of Parks and Recreation (DPR)	Pool Attendance	Attendance records for NYC Parks swimming pools.	Annually	11/1/2018	New	
Department of Parks and Recreation (DPR)	Public Engagement	Tracking of volunteer and non-profit activities and workshops within NYC Parks.	Annually	12/1/2018	No change	
Department of Parks and Recreation (DPR)	Public Programs	Event and attendance information for public programming offered by NYC Parks, including Recreation, Aquatics, Computer Resource Centers and Education & Wildlife programs.	Annually	10/1/2018	Delayed	Additional structuring and documentation of data.
Department of Parks and Recreation (DPR)	Recreation Center database	Information on recreation center membership and attendance.	Annually	11/1/2018	Delayed	Additional structuring, documentation, and review of data.
Department of Parks and Recreation (DPR)	Research Permits	Tracking of requests to conduct research.	Annually	10/1/2018	New	
Department for the Aging (DFTA)	DFTA_ElderAbuseContracts_Info	Listing of DFTA Elder Abuse Contracts Information.	Weekly	4/30/2019	New	
Department for the Aging (DFTA)	DFTA_ElderAbuseContracts_SiteHrs	Listing of DFTA Elder Abuse Contracts Hours of Operation.	Weekly	4/30/2019	New	
Department for the Aging (DFTA)	DFTA_ElderAbuseContracts_Budgets	Summary of DFTA Elder Abuse Contracts Bottom Line Budgets.	Weekly	4/30/2019	New	
Department for the Aging (DFTA)	DFTA_ElderAbuseContracts_Services	Summary of DFTA Elder Abuse Contracts Budgeted Service Units by Service.	Weekly	4/30/2019	New	
Department for the Aging (DFTA)	DFTA_ElderAbuseContracts_ReportedExp	DFTA Elder Abuse Contracts Line Item Reported Expenses by Month.	Weekly	4/30/2019	New	
Department for the Aging (DFTA)	DFTA_ElderAbuseContracts_ReportedService	DFTA Elder Abuse Contracts Service Units Reported by Month.	Weekly	4/30/2019	New	
Department of Health and Mental Hygiene (DOHMH)	Pregnancy Risk Assessment Monitoring System (PRAMS)	PRAMS collects population based data on maternal attitudes and experiences before, during and after pregnancy.	Annually	4/30/2019	New	
Department of Health and Mental Hygiene (DOHMH)	Requests for telephonic interpretation	Requests for telephonic interpretation each month, including the DOHMH bureau requesting the service, languages requested, number of calls, and length of calls.	Annually	4/30/2019	New	
Department of Parks and Recreation (DPR)	Street Tree Species	Directory of tree species commonly planted by NYC Parks.	As needed	10/1/2018	New	
Department of Parks and Recreation (DPR)	Synthetic Turf Fields	Map of NYC Parks synthetic turf athletic fields.	Annually	12/1/2018	New	

Agency Name	Data Set Title	Data Set Description	Update Frequency	Release Date	Date Status	Agency Comment
Department for the Aging (DFTA)	DFTA_TransportationContracts_Info	Listing of DFTA Transportation Contracts Information.	Weekly	5/31/2019	New	
Department for the Aging (DFTA)	DFTA_TransportationContracts_SiteHrs	Listing of DFTA Transportation Contracts Hours of Operation.	Weekly	5/31/2019	New	
Department for the Aging (DFTA)	DFTA_TransportationContracts_Budgets	Summary of DFTA Transportation Contracts Bottom Line Budgets.	Weekly	5/31/2019	New	
Department for the Aging (DFTA)	DFTA_TransportationContracts_Services	Summary of DFTA Transportation Contracts Budgeted Service Units by Service.	Weekly	5/31/2019	New	
Department for the Aging (DFTA)	DFTA_TransportationContracts_ReportedExp	DFTA Transportation Contracts Line Item Reported Expenses by Month.	Weekly	5/31/2019	New	
Department for the Aging (DFTA)	DFTA_TransportationContracts_ReportedService	DFTA Transportation Contracts Service Units Reported by Month.	Weekly	5/31/2019	New	
Department of Finance (DOF)	Property Abatements	Benefits which reduce property tax liability and related details. Abatement detail files (mainframe files).	Quarterly	6/1/2019	Delayed*	Data is dependent on the billing cycle and bills are available annually at the beginning of June.
Department of Parks and Recreation (DPR)	Young Street Tree Pruning	Young Street Tree pruning statistics.	Annually	3/1/2019	New	
Department for the Aging (DFTA)	DFTA_GMHContracts_Info	Listing of DFTA Geriatric Mental Health Contracts Information.	Weekly	6/30/2019	New	
Department for the Aging (DFTA)	DFTA_GMHContracts_SiteHrs	Listing of DFTA Geriatric Mental Health Contracts Hours of Operation.	Weekly	6/30/2019	New	
Department for the Aging (DFTA)	DFTA_GMHContracts_Budgets	Summary of DFTA Geriatric Mental Health Contracts Bottom Line Budgets.	Weekly	6/30/2019	New	
Department for the Aging (DFTA)	DFTA_GMHContracts_Services	Summary of DFTA Geriatric Mental Health Contracts Budgeted Service Units by Service.	Weekly	6/30/2019	New	
Department for the Aging (DFTA)	DFTA_GMHContracts_ReportedExp	DFTA Geriatric Mental Health Contracts Line Item Reported Expenses by Month.	Weekly	6/30/2019	New	
Department for the Aging (DFTA)	DFTA_GMHContracts_ReportedService	DFTA Geriatric Mental Health Contracts Service Units Reported by Month.	Weekly	6/30/2019	New	
Department of Correction (DOC)	Inmate Injuries	Serious injury to inmate(s) as a result of violent inmate-on-inmate incidents (monthly rate per 1,000 ADP).	Monthly	6/30/2019	Delayed*	Database does not support automation.
Department of Education (DOE)	NYC School Survey 2012	Survey aides school leaders understand what key members of school community say about learning environment at each school. Information captured is to support a dialog among school community on how to make school better place.	Historical Data	6/30/2019	New	

\* Denotes datasets originally scheduled for release by the end of 2018 that needed more time for publication.



Agency Name	Data Set Title	Data Set Description	Update Frequency	Release Date	Date Status	Agency Comment
Department of Education (DOE)	NYC School Survey 2013	Survey aides school leaders understand what key members of school community say about learning environment at each school. Information captured is to support a dialog among school community on how to make school better place.	Historical Data	6/30/2019	New	
Department of Education (DOE)	NYC School Survey 2014	Survey aides school leaders understand what key members of school community say about learning environment at each school. Information captured is to support a dialog among school community on how to make school better place.	Historical Data	6/30/2019	New	
Department of Education (DOE)	NYC School Survey 2015	Survey aides school leaders understand what key members of school community say about learning environment at each school. Information captured is to support a dialog among school community on how to make school better place.	Historical Data	6/30/2019	New	
Department of Education (DOE)	NYC School Survey 2016	Survey aides school leaders understand what key members of school community say about learning environment at each school. Information captured is to support a dialog among school community on how to make school better place.	Historical Data	6/30/2019	New	
Department of Education (DOE)	2001-2013 Graduation Outcomes - Citywide - All Students/ELL/SWD/Gender/GenderByEthnicity/Ever_ELL	Graduation outcome of all students who first entered 9th grade and defined as those students earning either a local or regents diploma and excludes those earning an GED or IEP diploma.	Historical Data	6/30/2019	New	
Department of Education (DOE)	2001-2013 Graduation Outcomes - Borough - All Students/ELL/SWD/Gender/Ethnicity/Ever_ELL	Graduation outcome by borough of all students who first entered 9th grade and defined as those students earning either a local or regents diploma and exclude those earning an GED or IEP diploma.	Historical Data	6/30/2019	New	
Department of Education (DOE)	2001-2013 Graduation Outcomes - District - All Students/ELL/SWD/Ethnicity/Gender/Ever_ELL	Graduation outcome by district of all students who first entered 9th grade and defined as those students earning either a local or regents diploma and exclude those earning an GED or IEP diploma.	Historical Data	6/30/2019	New	
Department of Education (DOE)	2001-2013 Graduation Outcomes - School - All Students/ELL/SWD/Ethnicity/Gender/Ever_ELL/TransferSchools	Graduation outcome by school of all students who first entered 9th grade and defined as those students earning either a local or regents diploma and exclude those earning an GED or IEP diploma.	Historical Data	6/30/2019	New	
Department of Education (DOE)	2017 Graduation Rates - Charter Schools - All Students	Graduation outcome by school of all students defined as those students earning either a local or regents or advanced regents diploma, students still enrolled and/or dropout's.	Annually	6/30/2019	New	
Department of Education (DOE)	2013-2017 English Language Arts (ELA) Test Results by Grade - Citywide - All Students/Ethnicity/Econ_Status/Gender/Ever_ELL/SWD	English Language Arts test results of all students citywide by 3rd to 8th grade.	Historical Data	6/30/2019	New	

Agency Name	Data Set Title	Data Set Description	Update Frequency	Release Date	Date Status	Agency Comment
Department of Education (DOE)	2013-2017 English Language Arts (ELA) Test Results by Grade - Borough - All Students/Ethnicity/Econ_Status/Gender/ELL/SWD	English Language Arts test results by borough of all students by 3rd to 8th grade.	Historical Data	6/30/2019	New	
Department of Education (DOE)	2013-2017 English Language Arts (ELA) Test Results by Grade - District - All Students/Ethnicity/Econ_Status/Gender/Ever_ELL/SWD	English Language Arts test results by district of all students by 3rd to 8th grade.	Historical Data	6/30/2019	New	
Department of Education (DOE)	2013-2017 English Language Arts (ELA) Test Results by Grade - School - All Students/Ethnicity/Econ_Status/Gender/Ever_ell/SWD/School Profile	English Language Arts test results by school of all students by 3rd to 8th grade.	Historical Data	6/30/2019	New	
Department of Education (DOE)	2013-2017 Math Test Results - Citywide - All Students/Ethnicity/Econ_Status/Gender/Ever_ell/SWD	Math test results of all students citywide by 3rd to 8th grade.	Historical Data	6/30/2019	New	
Department of Education (DOE)	2013-2017 Math Test Results - Borough - All Students/Ethnicity/Econ_Status/Gender/Ever_ell/SWD	Math test results by borough of all students by 3rd to 8th grade.	Historical Data	6/30/2019	New	
Department of Education (DOE)	2013-2017 Math Test Results - District - All Students/Ethnicity/Econ_Status/Gender/Ever_ell/SWD	Math test results by district of all students by 3rd to 8th grade.	Historical Data	6/30/2019	New	
Department of Education (DOE)	2013-2017 Math Test Results - School - All Students/Ethnicity/Econ_Status/Gender/Ever_ell/SWD/Math Regents/School Profile	Math test results by school of all students by 3rd to 8th grade.	Historical Data	6/30/2019	New	
Department of Education (DOE)	2014-15 to 2016-17 New York Regents Exam Results - Public - All/SWD/ELL/Gender/Ethnicity	Testing and score results includes all administrations of the Regents exam for Jan, June and August; reports highest score for each student for each regents exam for each school year.	Historical Data	6/30/2019	New	
Department of Education (DOE)	2013-14-2017-18 Demographic Snapshot - Citywide/Borough/District/ Full Day Pre-K for All/3-K for All	Student demographic and enrollment data by year from 2013-14 through 2017-18, final file.	Historical Data	6/30/2019	New	
Department of Education (DOE)	2013-2014 School Quality Reports Results - All Schools	Quality review evaluates how well schools are organized to support student learning and teacher practice.	Historical Data	6/30/2019	New	
Department of Education (DOE)	2013-2014 School Quality Reports Results - Elementary, Middle and K-8 Schools - All Statistics	Quality review evaluates how well schools are organized to support student learning and teacher practice by challenge of curriculum, effectiveness and the assessment of what is taught & learned.	Historical Data	6/30/2019	New	

Agency Name	Data Set Title	Data Set Description	Update Frequency	Release Date	Date Status	Agency Comment
Department of Education (DOE)	2013-2014 School Quality Reports Results - High Schools - All Summary	Quality review evaluates how well schools are organized to support student learning and teacher practice by challenge of curriculum, strong instructional practices, assessment of what is taught and learned and structured professional collaborations.	Historical Data	6/30/2019	New	
Department of Education (DOE)	2014-2015 School Quality Reports Results - Elementary, Middle and K-8 Schools - All Statistics	Quality review evaluates how well schools are organized to support student learning and teacher practice by challenge of curriculum, effectiveness and assessment of what is taught and learned.	Historical Data	6/30/2019	New	
Department of Education (DOE)	2014-2015 School Quality Reports Results - High School - All Summary	Quality review evaluates how well schools are organized to support student learning and teacher practice by challenge of curriculum, strong instructional practices, assessment of what is taught and learned and structured professional collaborations.	Historical Data	6/30/2019	New	
Department of Education (DOE)	2014-2015 School Quality Reports Results - High School Transfers - All Summary	Quality review evaluates how well schools are organized to support student learning and teacher practice by challenge of curriculum, strong instructional practices, assessment of what is taught and learned and structured professional collaborations.	Historical Data	6/30/2019	New	
Department of Education (DOE)	2014-2015 School Quality Reports Results - YABC - All Summary	Quality review evaluates how well YABC schools are organized to support student learning and teacher practice by challenge of curriculum, strong instructional practices, assessment of what is taught, learned and structured professional collaborations.	Historical Data	6/30/2019	New	
Department of Education (DOE)	2014-2015 School Quality Reports Results - District 75 Schools - All Summary	Quality review evaluates District 75 schools support student learning and teacher practice by challenge of curriculum, strong instructional practices, assessment of what is taught, learned and structured professional collaborations.	Historical Data	6/30/2019	New	
Department of Education (DOE)	2014-2015 School Quality Reports Results - Early Childhood Schools - All Summary	Quality review evaluates Early Childhood Schools support student learning and teacher practice by challenge of curriculum and strong instructional practices.	Historical Data	6/30/2019	New	
Department of Education (DOE)	2015-2016 School Quality Reports Results - Pre-K Programs	Quality review evaluates Pre-K Programs for ECERS-R Notes, emotional support and class instructional support ratings and classroom organization rating.	Historical Data	6/30/2019	New	
Department of Education (DOE)	2015-2016 School Quality Reports Results - Elementary, Middle and K-8 Schools - All Statistics	Quality review evaluates how well schools are organized to support student learning and teacher practice by challenge of curriculum, effectiveness and assessment of what is taught/ learned.	Historical Data	6/30/2019	New	
Department of Education (DOE)	2015-2016 School Quality Reports Results - High Schools - All Summary	Quality review evaluates how well schools are organized to support student learning and teacher practice by challenge of curriculum, strong instructional practices, assessment of what is taught, learned and structured professional collaborations.	Historical Data	6/30/2019	New	

Agency Name	Data Set Title	Data Set Description	Update Frequency	Release Date	Date Status	Agency Comment
Department of Education (DOE)	2015-2016 School Quality Reports Results - High School Transfers - All Summary	Quality review evaluates how well schools are organized to support student learning and teacher practice by challenge of curriculum, strong instructional practices, assessment of what is taught, learned and structured professional collaborations.	Historical Data	6/30/2019	New	
Department of Education (DOE)	2015-2016 School Quality Reports Results - YABC - All Summary	Quality review evaluates how well YABC schools are organized to support student learning and teacher practice by challenge of curriculum, strong instructional practices, assessment of what is taught, learned and structured professional collaborations.	Historical Data	6/30/2019	New	
Department of Education (DOE)	2015-2016 School Quality Reports Results - District 75 Schools - All Summary	Quality review evaluates District 75 schools support student learning and teacher practice by challenge of curriculum, strong instructional practices, assessment of what is taught, learned and structured professional collaborations.	Historical Data	6/30/2019	New	
Department of Education (DOE)	2015-2016 School Quality Reports Results - Early Childhood Schools - All Summary	Quality review evaluates Early Childhood Schools support student learning and teacher practice by challenge of curriculum and strong instructional practices.	Historical Data	6/30/2019	New	
Department of Education (DOE)	2016-2017 School Quality Reports Results - Pre-K Programs	Quality review evaluates Pre-K Programs for ECERS-R Notes, emotional support and class instructional support ratings and classroom organization rating.	Annually	6/30/2019	New	
Department of Education (DOE)	2016-2017 School Quality Reports Results - Elementary, Middle and K-8 Schools - All Statistics	Quality review evaluates how well schools are organized to support student learning and teacher practice by challenge of curriculum, effectiveness and assessment of what is taught/learned.	Annually	6/30/2019	New	
Department of Education (DOE)	2016-2017 School Quality Reports Results - High Schools - All Summary	Quality review evaluates how well schools are organized to support student learning and teacher practice by challenge of curriculum, strong instructional practices, assessment of what is taught, learned and structured professional collaborations.	Annually	6/30/2019	New	
Department of Education (DOE)	2016-2017 School Quality Reports Results - High School Transfers - All Summary	Quality review evaluates how well schools are organized to support student learning and teacher practice by challenge of curriculum, strong instructional practices, assessment of what is taught, learned and structured professional collaborations.	Annually	6/30/2019	New	
Department of Education (DOE)	2016-2017 School Quality Reports Results - YABC - All Summary	Quality review evaluates how YABC schools are organized to support student learning and teacher practice by challenge of curriculum, strong instructional practices, assessment of what is taught, learned and structured professional collaborations.	Annually	6/30/2019	New	
Department of Education (DOE)	2016-2017 School Quality Reports Results - District 75 Schools - All Summary	Quality review evaluates District 75 schools support student learning and teacher practice by challenge of curriculum, strong instructional practices, assessment of what is taught, learned and structured professional collaborations.	Annually	6/30/2019	New	

Agency Name	Data Set Title	Data Set Description	Update Frequency	Release Date	Date Status	Agency Comment
Department of Education (DOE)	2016-2017 School Quality Reports Results - Early Childhood Schools - All Summary	Quality review evaluates Early Childhood Schools support student learning and teacher practice by challenge of curriculum and strong instructional practices.	Annually	6/30/2019	New	
Department of Education (DOE)	2005-2017 Quality Review Ratings	Quality review ratings evaluates schools on it's development stage and provides a coherent vision of school improvement at various stages.	Annually	6/30/2019	New	
Department of Education (DOE)	2011-2012 Progress Report - Citywide - All	Progress reports is an accountability tool used to grade each school with A, B, C, D or F based on student progress and/or performance; in this case for all schools.	Historical Data	6/30/2019	New	
Department of Education (DOE)	2011-2012 Progress Report - Citywide - High Schools	Progress reports is an accountability tool used to grade each school with A, B, C, D or F based on student progress and/or performance; in this case for high schools.	Historical Data	6/30/2019	New	
Department of Education (DOE)	2011-2012 Progress Report - Citywide - Elementary/Middle/ K-8	Progress reports is an accountability tool used to grade each school with A, B, C, D or F based on student progress and/or performance; in this case for elementary, middle and K-8 schools.	Historical Data	6/30/2019	New	
Department of Education (DOE)	2011-2012 Progress Report - Citywide - Transfer High Schools	Progress reports is an accountability tool used to grade each school with A, B, C, D or F based on student progress and/or performance; in this case for transfer high schools.	Historical Data	6/30/2019	New	
Department of Education (DOE)	2011-2012 Progress Report - Citywide - Early Childhood Schools	Progress reports is an accountability tool used to grade each school with A, B, C, D or F based on student progress and/or performance; in this case for early childhood schools.	Historical Data	6/30/2019	New	
Department of Education (DOE)	2011-2012 Progress Report - Citywide - District 75 Schools	Progress reports is an accountability tool used to grade each school with A, B, C, D or F based on student progress and/or performance; in this case for district 75 schools.	Historical Data	6/30/2019	New	
Department of Education (DOE)	2011-2012 Progress Report - Citywide - YABC Programs	Progress reports is an accountability tool used to grade each school with A, B, C, D or F based on student progress and/or performance; in this case for YABC Programs.	Historical Data	6/30/2019	New	
Department of Education (DOE)	2012-2013 Progress Report - Citywide - All	Progress reports is an accountability tool used to grade each school with A, B, C, D or F based on student progress and/or performance; in this case for all schools.	Historical Data	6/30/2019	New	
Department of Education (DOE)	2012-2013 Progress Report - Citywide - High Schools	Progress reports is an accountability tool used to grade each school with A, B, C, D or F based on student progress and/or performance; in this case for high schools.	Historical Data	6/30/2019	New	
Department of Education (DOE)	2012-2013 Progress Report - Citywide - Elementary/Middle/ K-8	Progress reports is an accountability tool used to grade each school with A, B, C, D or F based on student progress and/or performance; in this case for elementary, middle and K-8 schools.	Historical Data	6/30/2019	New	



Agency Name	Data Set Title	Data Set Description	Update Frequency	Release Date	Date Status	Agency Comment
Department of Education (DOE)	2012-2013 Progress Report - City-wide - Transfer High Schools	Progress reports is an accountability tool used to grade each school with A, B, C, D or F based on student progress and/or performance; in this case for transfer high schools.	Historical Data	6/30/2019	New	
Department of Education (DOE)	2012-2013 Progress Report - City-wide - Early Childhood Schools	Progress reports is an accountability tool used to grade each school with A, B, C, D or F based on student progress and/or performance; in this case for early childhood schools.	Historical Data	6/30/2019	New	
Department of Education (DOE)	2012-2013 Progress Report - City-wide - District 75 Schools	Progress reports is an accountability tool used to grade each school with A, B, C, D or F based on student progress and/or performance; in this case for district 75 schools.	Historical Data	6/30/2019	New	
Department of Education (DOE)	2012-2013 Progress Report - City-wide - YABC Programs	Progress reports is an accountability tool used to grade each school with A, B, C, D or F based on student progress and/or performance; in this case for YABC Programs.	Historical Data	6/30/2019	New	
Department of Education (DOE)	2006-2013 Progress Report - City-wide - All	Multi - Year summary progress reports is an accountability tool used to grade each school with A, B, C, D or F based on student progress and/or performance; in this case for all school types.	Historical Data	6/30/2019	New	
Department of Education (DOE)	2017-2018 Class Size Report - School - All	Reports the average class size for each school by grade and program type.	Annually	6/30/2019	New	
Department of Education (DOE)	2017-2018 Class Size Report - District - All	Reports the average class size for each district by grade and program type.	Annually	6/30/2019	New	
Department of Education (DOE)	2017-2018 Class Size Report - District Distribution - All	Reports the number of students, number of classes by district range and distribution of class sizes within a grade by program type.	Annually	6/30/2019	New	
Department of Education (DOE)	2017-2018 Class Size Report - Borough - All	Reports by borough the number of students, number of classes and average class size by grade and program type.	Annually	6/30/2019	New	
Department of Education (DOE)	2017-2018 Class Size Report - Borough Distribution - All	Reports by borough the number of students, number of classes, class size and percentage of students within grade by grade level by program type.	Annually	6/30/2019	New	
Department of Education (DOE)	2017-2018 Class Size Report - City-wide - All	Reports for entire city the number of students, number of classes and class size by grade level by program type.	Annually	6/30/2019	New	
Department of Education (DOE)	2017-2018 Class Size Report - City-wide Distribution - All	Reports for entire city the number of students, number of classes, class size and percentage of students within grade by grade level by program type.	Annually	6/30/2019	New	
Department of Education (DOE)	2016-2017 EMS Transport Final - 6 Month/Date of Birth/Race/IEP	Reports the total count of EMS transports for emotional/psychological conditions for students by race, IEP, age.	Annually	6/30/2019	New	
Department of Education (DOE)	2016-2017 Suspension Report NYPD Contacts - All	Reports the total count of disciplinary responses where NYPD was contacted by school, race, gender, grade level, IEP status.	Annually	6/30/2019	New	

Agency Name	Data Set Title	Data Set Description	Update Frequency	Release Date	Date Status	Agency Comment
Department of Education (DOE)	2015-2016 Students with Multiple Removals and/or Suspensions - All	Reports the total count of students with multiple removals and/or suspensions by school, race, gender, grade level.	Historical Data	6/30/2019	New	
Department of Education (DOE)	2016-2017 Students with Multiple Removals and/or Suspensions - All	Reports the total count of students with multiple removals and/or suspensions by school, race, gender, grade level.	Historical Data	6/30/2019	New	
Department of Education (DOE)	2017-2018 Bi-Annual Report July 1 - December 31, 2017 - All	Reports local law 93 formerly local law 6, student discipline (suspension data) to the city council twice a year, July 1 2017 - December 31, 2017.	Biannually	6/30/2019	New	
Department of Education (DOE)	2016-2017 Bi-Annual Report July 1 - December 31, 2016 - All	Reports local law 93 formerly local law 6, student discipline (suspension data) to the city council twice a year, July 1, 2016 - December 31, 2016.	Biannually	6/30/2019	New	
Department of Education (DOE)	2016-2017 Bi-Annual Report January 1 - June 30, 2017 - All	Reports local law 93 formerly local law 6, student discipline (suspension data) to the city council twice a year, January 1, 2017 - June 30, 2017.	Biannually	6/30/2019	New	
Department of Education (DOE)	2015-2016 Bi-Annual Report July 1 - December 31, 2015 - All	Reports local law 93 formerly local law 6, student discipline (suspension data) to the city council twice a year, July 1, 2015 - December 31, 2015.	Biannually	6/30/2019	New	
Department of Education (DOE)	2015-2016 Bi-Annual Report January 1 - June 30, 2016 - All	Reports local law 93 formerly local law 6, student discipline (suspension data) to the city council twice a year, January 1, 2016 - June 30, 2016.	Biannually	6/30/2019	New	
Department of Education (DOE)	2010-2011 Discharge Local Law 42 Report - School Level - Middle School	Reports to the New York City Council by June 30th the number of students in grade 6 through 12 who were discharged, transferred or graduated during the previous school year.	Historical Data	6/30/2019	New	
Department of Education (DOE)	2010-2011 Discharge Local Law 42 Report - School Level - High School	Reports to the New York City Council by June 30th the number of students in grade 6 through 12 who were discharged, transferred or graduated during the previous school year.	Historical Data	6/30/2019	New	
Department of Education (DOE)	2010-2011 Discharge Local Law 42 Report - By Code - Middle School	Reports to the New York City Council by June 30th the number of students in grade 6 through 12 who were discharged, transferred or graduated during the previous school year.	Historical Data	6/30/2019	New	
Department of Education (DOE)	2010-2011 Discharge Local Law 42 Report - By Code Level - High School	Reports to the New York City Council by June 30th the number of students in grade 6 through 12 who were discharged, transferred or graduated during the previous school year.	Historical Data	6/30/2019	New	
Department of Education (DOE)	2010-2011 Discharge Local Law 42 Report - Students with Disabilities - Middle School	Reports to the New York City Council by June 30th the number of students in grade 6 through 12 who were discharged, transferred or graduated during the previous school year.	Historical Data	6/30/2019	New	

Agency Name	Data Set Title	Data Set Description	Update Frequency	Release Date	Date Status	Agency Comment
Department of Education (DOE)	2010-2011 Discharge Local Law 42 Report - Students with Disabilities - High School	Reports to the New York City Council by June 30th the number of students in grade 6 through 12 who were discharged, transferred or graduated during the previous school year.	Historical Data	6/30/2019	New	
Department of Education (DOE)	2011-2012 Discharge Local Law 42 Report - School Level - Middle School	Reports to the New York City Council by June 30th the number of students in grade 6 through 12 who were discharged, transferred or graduated during the previous school year.	Historical Data	6/30/2019	New	
Department of Education (DOE)	2011-2012 Discharge Local Law 42 Report - School Level - High School	Reports to the New York City Council by June 30th the number of students in grade 6 through 12 who were discharged, transferred or graduated during the previous school year.	Historical Data	6/30/2019	New	
Department of Education (DOE)	2011-2012 Discharge Local Law 42 Report - By Code - Middle School	Reports to the New York City Council by June 30th the number of students in grade 6 through 12 who were discharged, transferred or graduated during the previous school year.	Historical Data	6/30/2019	New	
Department of Education (DOE)	2011-2012 Discharge Local Law 42 Report - By Code Level - High School	Reports to the New York City Council by June 30th the number of students in grade 6 through 12 who were discharged, transferred or graduated during the previous school year.	Historical Data	6/30/2019	New	
Department of Education (DOE)	2011-2012 Discharge Local Law 42 Report - Students with Disabilities - Middle School	Reports to the New York City Council by June 30th the number of students in grade 6 through 12 who were discharged, transferred or graduated during the previous school year.	Historical Data	6/30/2019	New	
Department of Education (DOE)	2011-2012 Discharge Local Law 42 Report - Students with Disabilities - High School	Reports to the New York City Council by June 30th the number of students in grade 6 through 12 who were discharged, transferred or graduated during the previous school year.	Historical Data	6/30/2019	New	
Department of Education (DOE)	2012-2013 Discharge Local Law 42 Report - School Level - Middle School	Reports to the New York City Council by June 30th the number of students in grade 6 through 12 who were discharged, transferred or graduated during the previous school year.	Historical Data	6/30/2019	New	
Department of Education (DOE)	2012-2013 Discharge Local Law 42 Report - School Level - High School	Reports to the New York City Council by June 30th the number of students in grade 6 through 12 who were discharged, transferred or graduated during the previous school year.	Historical Data	6/30/2019	New	
Department of Education (DOE)	2012-2013 Discharge Local Law 42 Report - By Code - Middle School	Reports to the New York City Council by June 30th the number of students in grade 6 through 12 who were discharged, transferred or graduated during the previous school year.	Historical Data	6/30/2019	New	

Agency Name	Data Set Title	Data Set Description	Update Frequency	Release Date	Date Status	Agency Comment
Department of Education (DOE)	2012-2013 Discharge Local Law 42 Report - By Code Level - High School	Reports to the New York City Council by June 30th the number of students in grade 6 through 12 who were discharged, transferred or graduated during the previous school year.	Historical Data	6/30/2019	New	
Department of Education (DOE)	2012-2013 Discharge Local Law 42 Report - Students with Disabilities - Middle School	Reports to the New York City Council by June 30th the number of students in grade 6 through 12 who were discharged, transferred or graduated during the previous school year.	Historical Data	6/30/2019	New	
Department of Education (DOE)	2012-2013 Discharge Local Law 42 Report - Students with Disabilities - High School	Reports to the New York City Council by June 30th the number of students in grade 6 through 12 who were discharged, transferred or graduated during the previous school year.	Historical Data	6/30/2019	New	
Department of Education (DOE)	2013-2014 Discharge Local Law 42 Report - School Level - Middle School	Reports to the New York City Council by June 30th the number of students in grade 6 through 12 who were discharged, transferred or graduated during the previous school year.	Historical Data	6/30/2019	New	
Department of Education (DOE)	2013-2014 Discharge Local Law 42 Report - School Level - High School	Reports to the New York City Council by June 30th the number of students in grade 6 through 12 who were discharged, transferred or graduated during the previous school year.	Historical Data	6/30/2019	New	
Department of Education (DOE)	2013-2014 Discharge Local Law 42 Report - By Code - Middle School	Reports to the New York City Council by June 30th the number of students in grade 6 through 12 who were discharged, transferred or graduated during the previous school year.	Historical Data	6/30/2019	New	
Department of Education (DOE)	2013-2014 Discharge Local Law 42 Report - By Code Level - High School	Reports to the New York City Council by June 30th the number of students in grade 6 through 12 who were discharged, transferred or graduated during the previous school year.	Historical Data	6/30/2019	New	
Department of Education (DOE)	2013-2014 Discharge Local Law 42 Report - Students with Disabilities - Middle School	Reports to the New York City Council by June 30th the number of students in grade 6 through 12 who were discharged, transferred or graduated during the previous school year.	Historical Data	6/30/2019	New	
Department of Education (DOE)	2013-2014 Discharge Local Law 42 Report - Students with Disabilities - High School	Reports to the New York City Council by June 30th the number of students in grade 6 through 12 who were discharged, transferred or graduated during the previous school year.	Historical Data	6/30/2019	New	
Department of Education (DOE)	2014-2015 Discharge Local Law 42 Report - School Level - Middle School	Reports to the New York City Council by June 30th the number of students in grade 6 through 12 who were discharged, transferred or graduated during the previous school year.	Historical Data	6/30/2019	New	

Agency Name	Data Set Title	Data Set Description	Update Frequency	Release Date	Date Status	Agency Comment
Department of Education (DOE)	2014-2015 Discharge Local Law 42 Report - School Level - High School	Reports to the New York City Council by June 30th the number of students in grade 6 through 12 who were discharged, transferred or graduated during the previous school year.	Historical Data	6/30/2019	New	
Department of Education (DOE)	2014-2015 Discharge Local Law 42 Report - By Code - Middle School	Reports to the New York City Council by June 30th the number of students in grade 6 through 12 who were discharged, transferred or graduated during the previous school year.	Historical Data	6/30/2019	New	
Department of Education (DOE)	2014-2015 Discharge Local Law 42 Report - By Code Level - High School	Reports to the New York City Council by June 30th the number of students in grade 6 through 12 who were discharged, transferred or graduated during the previous school year.	Historical Data	6/30/2019	New	
Department of Education (DOE)	2014-2015 Discharge Local Law 42 Report - Students with Disabilities - Middle School	Reports to the New York City Council by June 30th the number of students in grade 6 through 12 who were discharged, transferred or graduated during the previous school year.	Historical Data	6/30/2019	New	
Department of Education (DOE)	2014-2015 Discharge Local Law 42 Report - Students with Disabilities - High School	Reports to the New York City Council by June 30th the number of students in grade 6 through 12 who were discharged, transferred or graduated during the previous school year.	Historical Data	6/30/2019	New	
Department of Education (DOE)	2015-2016 Discharge Local Law 42 Report - School Level - Middle School	Reports to the New York City Council by June 30th the number of students in grade 6 through 12 who were discharged, transferred or graduated during the previous school year.	Historical Data	6/30/2019	New	
Department of Education (DOE)	2015-2016 Discharge Local Law 42 Report - School Level - High School	Reports to the New York City Council by June 30th the number of students in grade 6 through 12 who were discharged, transferred or graduated during the previous school year.	Historical Data	6/30/2019	New	
Department of Education (DOE)	2015-2016 Discharge Local Law 42 Report - By Code - Middle School	Reports to the New York City Council by June 30th the number of students in grade 6 through 12 who were discharged, transferred or graduated during the previous school year.	Historical Data	6/30/2019	New	
Department of Education (DOE)	2015-2016 Discharge Local Law 42 Report - By Code Level - High School	Reports to the New York City Council by June 30th the number of students in grade 6 through 12 who were discharged, transferred or graduated during the previous school year.	Historical Data	6/30/2019	New	
Department of Education (DOE)	2015-2016 Discharge Local Law 42 Report - Students with Disabilities - Middle School	Reports to the New York City Council by June 30th the number of students in grade 6 through 12 who were discharged, transferred or graduated during the previous school year.	Historical Data	6/30/2019	New	



Agency Name	Data Set Title	Data Set Description	Update Frequency	Release Date	Date Status	Agency Comment
Department of Education (DOE)	2015-2016 Discharge Local Law 42 Report - Students with Disabilities - High School	Reports to the New York City Council by June 30th the number of students in grade 6 through 12 who were discharged, transferred or graduated during the previous school year.	Historical Data	6/30/2019	New	
Department of Education (DOE)	2013-2014 Arts Reporting - All	Reports data for annual arts survey for grades 1 through 6, 8th graders who received two half-units of arts instruction in two different disciplines, high school students discharged with a local or regents diploma.	Historical Data	6/30/2019	New	
Department of Education (DOE)	2014-2015 Arts Reporting - All	Reports data for annual arts survey for grades 1 through 6, 8th graders who received two half-units of arts instruction in two different disciplines, high school students discharged with a local or regents diploma.	Historical Data	6/30/2019	New	
Department of Education (DOE)	2015-2016 Arts Reporting - All	Reports data for annual arts survey for grades 1 through 6, 8th graders who received two half-units of arts instruction in two different disciplines, high school students discharged with a local or regents diploma.	Historical Data	6/30/2019	New	
Department of Education (DOE)	2016-2017 Arts Reporting - All	Reports data for annual arts survey for grades 1 through 6, 8th graders who received two half-units of arts instruction in two different disciplines, high school students discharged with a local or regents diploma.	Annually	6/30/2019	New	
Department of Education (DOE)	2014-2015 Co-Location Reporting - All	Reports evaluate data in reference to local law 32; data reflects academic and demographic information on co-located public schools which share a building within school districts in New York.	Historical Data	6/30/2019	New	
Department of Education (DOE)	2015-2016 Co-Location Reporting - All	Reports evaluate data in reference to local law 32; data reflects academic and demographic information on co-located public schools which share a building within school districts in New York.	Historical Data	6/30/2019	New	
Department of Education (DOE)	2014-2015 Demographic Snapshot School	Reports for all grades student enrollment counts based on October 31st register including statistics on students with disabilities, English language learners, students poverty status.	Historical Data	6/30/2019	New	
Department of Education (DOE)	2015-2016 Demographic Snapshot School	Reports for all grades student enrollment counts based on October 31st register including statistics on students with disabilities, English language learners, students poverty status.	Historical Data	6/30/2019	New	
Department of Education (DOE)	2016-2017 Demographic Snapshot School	Reports for all grades student enrollment counts based on October 31st register including statistics on students with disabilities, English language learners, students poverty status.	Annually	6/30/2019	New	

Agency Name	Data Set Title	Data Set Description	Update Frequency	Release Date	Date Status	Agency Comment
Department of Education (DOE)	2014-2015 Guidance Counselor Reporting - Counselor/Social Worker /Post Secondary Planning/Demo-graphics	Reports in reference to local law 56; annual data on guidance counselors, social workers, post secondary planning and student demographics by school.	Historical Data	6/30/2019	New	
Department of Education (DOE)	2016-2017 Guidance Counselor Reporting - Counselor/Social Worker /Post Secondary Planning/Demo-graphics	Reports in reference to local law 56; annual data on guidance counselors, social workers, post secondary planning and student demographics by school.	Historical Data	6/30/2019	New	
Department of Education (DOE)	2017-2018 Guidance Counselor Reporting - Counselor/Social Worker /Post Secondary Planning/Demo-graphics	Reports in reference to local law 56; annual data on guidance counselors, social workers, post secondary planning and student demographics by school.	Annually	6/30/2019	New	
Department of Education (DOE)	2017-2018 Bi-Annual Report - Student Bullying/Harassment/Discrimination	Reports in reference to local law 51; data reflects statistics on student to student bullying, harassment, intimidation and discrimination.	Annually	6/30/2019	New	
Department of Education (DOE)	Local Law 14 Health Data - 2016-2017	Reports in reference to local law 14; health data by community school, city council district and school DBN.	Annually	6/30/2019	New	
Department of Education (DOE)	2016-2017 Local Law 15 Health Data - Health Instructor	Reports in reference to local law 15; health instructor data by community school, city council district and school DBN.	Annually	6/30/2019	New	
Department of Education (DOE)	2015-2016 Computer Science Education- Instruction	Reports in reference to local law 177; data reflects statistics on computer science education for the prior school year.	Historical Data	6/30/2019	New	
Department of Education (DOE)	2016-2017 Computer Science Education- Instruction	Reports in reference to local law 177; data reflects statistics on computer science education for the prior school year.	Annually	6/30/2019	New	
Department of Education (DOE)	2015-2016 Career & Technical Education Programs	Reports in reference to local law 174; data reflects statistics on computer technical education programs in New York City schools.	Historical Data	6/30/2019	New	
Department of Education (DOE)	2016-2017 Career & Technical Education Programs	Reports in reference to local law 174; data reflects statistics on computer technical education programs in New York City schools.	Annually	6/30/2019	New	
Department of Education (DOE)	Local Law 68 of 2009 - Billy's Law Reporting	Reports in reference to local law 68; Bi-annual reports on students placed in residential out-of-state facilities.	Annually	6/30/2019	New	
Department of Education (DOE)	School Environmental Data	Report on published information stipulated by local law 12; data on contaminants and investigations at public schools.	Annually	6/30/2019	New	
Department of Education (DOE)	Discharge Report	The number of students in grades 6 through 12 who were discharged, transferred, or graduated during the previous school year. (Local Law 42).	Annually	6/30/2019	Delayed*	Files are currently being prepared for upload to Open data Portal.

\* Denotes datasets originally scheduled for release by the end of 2018 that needed more time for publication.

Agency Name	Data Set Title	Data Set Description	Update Frequency	Release Date	Date Status	Agency Comment
Department of Finance (DOF)	Property Assessments	Property descriptive and Assessment Data.	Quarterly	6/30/2019	Delayed*	The data from the Current Inventory's Property Valuation and Assessment, Property Valuation Assessment data Tax Classes 2, 3, 4, and Property Valuation and Assessment data Tax Class datasets come from the DOF property legacy system. This data will be reported in this Future Releases Property and Assessment dataset when the new PTS application goes live in January 2019 and becomes the repository for all the property tax information for DOF. At this transition point, the legacy data will still be current until June 2019 when new assessment data will be due and will be created and reported from PTS. This will change the release date to 6/30/2109.
Department of Housing Preservation and Development (HPD)	Local Law 4 of 2012: Foreclosure Notification Quarterly Report	Local Law 4 of 2012 requires lenders to inform HPD within 15 days when they start or discontinue a mortgage foreclosure action against a residential property in NYC. The law requires HPD to maintain quarterly and monthly reports on its website. The quarterly report lists a) the total number of foreclosure actions reported to HPD and commenced during the previous quarter by community district and b) the total number of pending foreclosure actions reported to HPD since the effective date of the law by community district.	Quarterly	6/30/2019	New	
Department of Housing Preservation and Development (HPD)	Local Law 4 of 2012: Foreclosure Notification Monthly Report	Local Law 4 of 2012 requires lenders to inform HPD within 15 days when they start or discontinue a mortgage foreclosure action against a residential property in NYC. The law requires HPD to maintain quarterly and monthly reports on its website. The monthly report lists all properties with twenty or more units for which notice of a foreclosure has been submitted to HPD.	Monthly	6/30/2019	New	
Department of Youth and Community Development (DYCD)	Demographic Statistics By Borough	Demographic statistics broken down by Program Area, then Borough.	Quarterly	6/30/2019	New	
Department of Youth and Community Development (DYCD)	Demographic Statistics By Zip Code	Demographic statistics broken down by Program Area, then Zip Code.	Quarterly	6/30/2019	New	
Department of Youth and Community Development (DYCD)	Demographic Statistics By School District	Demographic statistics broken down by Program Area, then School District.	Quarterly	6/30/2019	New	
Department of Youth and Community Development (DYCD)	Demographic Statistics By Community District	Demographic statistics broken down by Program Area, then Community District.	Quarterly	6/30/2019	New	
Department of Youth and Community Development (DYCD)	Demographic Statistics By Senate District	Demographic statistics broken down by Program Area, then Senate District.	Quarterly	6/30/2019	New	

\* Denotes datasets originally scheduled for release by the end of 2018 that needed more time for publication.

Agency Name	Data Set Title	Data Set Description	Update Frequency	Release Date	Date Status	Agency Comment
Department of Youth and Community Development (DYCD)	Demographic Statistics By Congressional District	Demographic statistics broken down by Program Area, then Congressional District.	Quarterly	6/30/2019	New	
NYC Independent Budget Office (IBO)	NYC Public School Indicators	Various data tables on student demographics, school enrollment trends, characteristics of traditional public school students and charter school students, student achievement, budget and school resources, principal and teacher information, building and school utilization and the availability of specialized facilities.	As needed	6/30/2019	New	
Department for the Aging (DFTA)	DFTA_OmbudsmanContracts_Info	Listing of DFTA Ombudsman Contracts Information.	Weekly	7/31/2019	New	
Department for the Aging (DFTA)	DFTA_OmbudsmanContracts_SiteHrs	Listing of DFTA Ombudsman Contracts Hours of Operation.	Weekly	7/31/2019	New	
Department for the Aging (DFTA)	DFTA_OmbudsmanContracts_Budgets	Summary of DFTA Ombudsman Contracts Bottom Line Budgets.	Weekly	7/31/2019	New	
Department for the Aging (DFTA)	DFTA_OmbudsmanContracts_Services	Summary of DFTA Ombudsman Contracts Budgeted Service Units by Service.	Weekly	7/31/2019	New	
Department for the Aging (DFTA)	DFTA_OmbudsmanContracts_ReportedExp	DFTA Ombudsman Contracts Line Item Reported Expenses by Month.	Weekly	7/31/2019	New	
Department for the Aging (DFTA)	DFTA_OmbudsmanContracts_ReportedService	DFTA Ombudsman Contracts Service Units Reported by Month.	Weekly	7/31/2019	New	
Small Business Services (SBS)	Businesses Receiving LMED Benefits	Listing of commercial tenants active within the buildings approved for the LMED with the value of the reduction of their energy cost.	Annually	7/31/2019	New	
Small Business Services (SBS)	Businesses Receiving Training Fund Awards	Listing of businesses who received an award from the Training Funds program.	Annually	7/31/2019	New	
Department for the Aging (DFTA)	DFTA_LegalContracts_Info	Listing of DFTA Legal Contracts Information.	Weekly	8/31/2019	New	
Department for the Aging (DFTA)	DFTA_LegalContracts_SiteHrs	Listing of DFTA Legal Contracts Hours of Operation.	Weekly	8/31/2019	New	
Department for the Aging (DFTA)	DFTA_LegalContracts_Budgets	Summary of DFTA Legal Contracts Bottom Line Budgets.	Weekly	8/31/2019	New	
Department for the Aging (DFTA)	DFTA_LegalContracts_Services	Summary of DFTA Legal Contracts Budgeted Service Units by Service.	Weekly	8/31/2019	New	
Department for the Aging (DFTA)	DFTA_LegalContracts_ReportedExp	DFTA Legal Contracts Line Item Reported Expenses by Month.	Weekly	8/31/2019	New	
Department for the Aging (DFTA)	DFTA_LegalContracts_ReportedService	DFTA Legal Contracts Service Units Reported by Month.	Weekly	8/31/2019	New	

Agency Name	Data Set Title	Data Set Description	Update Frequency	Release Date	Date Status	Agency Comment
Mayor's Office of Environmental Remediation (MOER)	EPIC Environmental Remediation Projects	Active and completed sites in the NYC Voluntary Cleanup Program or under OER oversight to address E-Designation requirements for air quality, noise, or hazardous materials.	Daily	9/1/2019	New	
Mayor's Office of Environmental Remediation (MOER)	NYS Open Spills in New York City	Petroleum spills in New York City that have been reported to the NYS Department of Environmental Conservation (DEC), which the agency lists as open (not yet remediated) and which MOER has been able to geocode. Questions about the data should be directed to NYS DEC.	Quarterly	9/1/2019	New	
Department for the Aging (DFTA)	DFTA_CityMealsAdminContracts_Info	Listing of DFTA City Meals Administration Contracts Information.	Weekly	9/30/2019	New	
Department for the Aging (DFTA)	DFTA_CityMealsAdminContracts_SiteHrs	Listing of DFTA City Meals Administration Contracts Hours of Operation.	Weekly	9/30/2019	New	
Department for the Aging (DFTA)	DFTA_CityMealsAdminContracts_Budgets	Summary of DFTA City Meals Administration Contracts Bottom Line Budgets.	Weekly	9/30/2019	New	
Department for the Aging (DFTA)	DFTA_CityMealsAdminContracts_Services	Summary of DFTA City Meals Administration Contracts Budgeted Service Units by Service.	Weekly	9/30/2019	New	
Department for the Aging (DFTA)	DFTA_CityMealsAdminContracts_ReportedExp	DFTA City Meals Administration Contracts Line Item Reported Expenses by Month.	Weekly	9/30/2019	New	
Department for the Aging (DFTA)	DFTA_CityMealsAdminContracts_ReportedService	DFTA City Meals Administration Contracts Service Units Reported by Month.	Weekly	9/30/2019	New	
Administration for Children's Services (ACS)	Monthly Flash Report indicators	Monthly trends in select child welfare, child care and youth justice statistics.	Monthly	10/29/2019	Delayed*	we would like to delay because this is a complex monthly report with many data sources and the position for the supervisor responsible for managing this report is currently vacant.
Department of Health and Mental Hygiene (DOHMH)	Hepatitis B&C Report	Tables of Hepatitis B and C surveillance and mortality data from annual report (15 tables).	Annually	11/30/2019	Delayed*	Due to system implementation the agency is requiring additional time.
Department of Health and Mental Hygiene (DOHMH)	Mobile Vending Permitting	Dataset contains information on mobile food vending permits and inspections.	Annually	11/30/2019	Delayed*	Due to system implementation the agency is requiring additional time.
Department of Health and Mental Hygiene (DOHMH)	Mosquito spraying events	Data corresponding to our mosquito spraying website.	Annually	11/30/2019	Delayed*	Due to system implementation the agency is requiring additional time.
Department of Health and Mental Hygiene (DOHMH)	Waterborne Disease Risk Assessment Report	Tables from Waterborne Disease Risk Assessment Program annual report (18 tables).	Annually	11/30/2019	Delayed*	Due to system implementation the agency is requiring additional time.
Department of Health and Mental Hygiene (DOHMH)	Pool Inspections	Dataset contains information on inspections of pools.	Annually	12/31/2019	Delayed*	The data does not live in a computerized system that makes release to Open Data feasible at the moment. The program is in the process of designing a system therefore additional time is required.

\* Denotes datasets originally scheduled for release by the end of 2018 that needed more time for publication.

Agency Name	Data Set Title	Data Set Description	Update Frequency	Release Date	Date Status	Agency Comment
Department of Health and Mental Hygiene (DOHMH)	Radiation Producing Equipment	Dataset contains information on Department inspections of radiation-producing equipment.	Annually	12/31/2019	Delayed*	The program has requested additional time due to lack of resources and being understaffed.
Department of Health and Mental Hygiene (DOHMH)	Restaurant Inspection historical data	This dataset provides restaurant inspections, violations information prior to the letter grade system being implemented.	To Be Determined	12/31/2019	Delayed*	Due to system implementation the agency is requiring additional time.
Department of Transportation (DOT)	Staten Island Ferry Trips	Staten Island Ferry trips that are on time (%)	To Be Determined	12/31/2019	Delayed*	Under review.
Department of Transportation (DOT)	Midtown Bicycle Counts	DOT conducts regular bike counts, which are summarized in Cycling in the City, an update on cycling trends in New York City that was released in May 2016. Bike count data is available for the East River bridges and Midtown.	Annually	12/31/2019	Delayed*	Under review.
Department of Transportation (DOT)	Bus Pad Tracking	Inventory of defective and/or bus pad installation requests and contract status of each location.	To Be Determined	12/31/2019	New	
Department of Transportation (DOT)	Central Business District (CBD) (may include Midtown Bicycle Counts)	Traffic (vehicle & bicycle) volume data on various avenues between 60th and 61st	To Be Determined	12/31/2019	New	
Department of Transportation (DOT)	Concrete Costs	Shows assessments prices by construction season for each sidewalk repair contract.	To Be Determined	12/31/2019	New	
Department of Transportation (DOT)	Crushing Operation	Tracks crushed debris by in-house construction crews.	To Be Determined	12/31/2019	New	
Department of Transportation (DOT)	Curb Metal Protruding Database	To Be Determined	To Be Determined	12/31/2019	New	
Department of Transportation (DOT)	Design Marking Orders (formerly Pavement Markings, Street Furniture and Pavement Markings)	Marking orders	To Be Determined	12/31/2019	New	
Department of Transportation (DOT)	Design Marking Plans	Pavement Markings Plan - Official records for all of the City.	To Be Determined	12/31/2019	New	
Department of Transportation (DOT)	Expedited Sidewalk Repair Database	To Be Determined	To Be Determined	12/31/2019	New	
Department of Transportation (DOT)	Express Lane Travel Permit	Issued to companies with ambulances, commuter vans, shuttles, and vehicles bearing bus plates to provide access to the Long Island & Gowanus Expressways' HOV Express lanes.	To Be Determined	12/31/2019	New	
Department of Transportation (DOT)	Leaning Bars	Resting Bars for SBS	To Be Determined	12/31/2019	New	
Department of Transportation (DOT)	Martello Bollards	A bollard embedded in the ground to ensure a high level of impact protection from vehicles in pedestrian areas.	To Be Determined	12/31/2019	New	

\* Denotes datasets originally scheduled for release by the end of 2018 that needed more time for publication.



Agency Name	Data Set Title	Data Set Description	Update Frequency	Release Date	Date Status	Agency Comment
Department of Transportation (DOT)	Sidewalk Dismissal Tracking	To Be Determined	To Be Determined	12/31/2019	New	
Department of Transportation (DOT)	Sidewalk Weekly Production Output	Shows sidewalk contract productivity by item in each active contract.	To Be Determined	12/31/2019	New	
Department of Transportation (DOT)	Sidewalks Correspondence	To Be Determined	To Be Determined	12/31/2019	New	
Department of Transportation (DOT)	Speed Reducers	Workflow-based application to track Speed Reducer requests, studies and implementations.	To Be Determined	12/31/2019	New	
Department of Transportation (DOT)	Staten Island Ferry Dataset (Schedule)	The Staten Island Ferry carries over 24 million passengers a year between St. George Terminal in Staten Island and Whitehall Terminal in Manhattan. On a typical workday, the ferry makes 118 trips. This General Transit Feed Specification (GTFS) ( <a href="https://developers.google.com/transit/gtfs/">https://developers.google.com/transit/gtfs/</a> ) dataset includes information about the ferry terminal, and all scheduled weekday, weekend and holiday trips. The ferry's schedule may be adjusted due to heavy weather or low visibility. Adjustments are announced by email and in DOT's Twitter stream.	To Be Determined	12/31/2019	New	
Department of Transportation (DOT)	Street Travel Permit	Permit to allow approved business vehicles to travel on Church Street Bus Way at Battery Park and Greenwich Street, an otherwise restricted road.	To Be Determined	12/31/2019	New	
Department of Transportation (DOT)	WalkNYC Signs	This data set contains the locations of existing WalkNYC Wayfinding maps throughout New York City	To Be Determined	12/31/2019	New	
Department of Transportation (DOT)	Pavement Markings	To Be Determined	To Be Determined	12/31/2019	Delayed*	Feasibility study for new system underway.
Department of Transportation (DOT)	Agency Authorized Parking Permit (AAPP) or On Street Authorized Permit (OSAP)	Issued to government employees, teachers and private school facilities to travel between multiple facilities with authorized on-street parking spaces.	To Be Determined	12/31/2019	New	
Department of Transportation (DOT)	APS Dig Invoices - Approved	Approved DOT Accessible Pedestrian Signal Invoices with work orders by location for the three phases of work (dig, wire and restore) and includes material proof of purchase.	To Be Determined	12/31/2019	New	
Department of Transportation (DOT)	APS Restore Invoices - Approved	Approved DOT Accessible Pedestrian Signal Invoices with work orders by location for the three phases of work (dig, wire and restore) and includes material proof of purchase. The dataset is stored in Excel spreadsheets and updated with each Invoice that is submitted.	To Be Determined	12/31/2019	New	
Department of Transportation (DOT)	APS Wire Invoices - Approved	Approved DOT Accessible Pedestrian Signal Invoices with work orders by location for the three phases of work (dig, wire and restore) and includes material proof of purchase. The dataset is stored in Excel spreadsheets and updated with each Invoice that is submitted.	To Be Determined	12/31/2019	New	

\* Denotes datasets originally scheduled for release by the end of 2018 that needed more time for publication.

Agency Name	Data Set Title	Data Set Description	Update Frequency	Release Date	Date Status	Agency Comment
Department of Transportation (DOT)	Arterventions Tracking	Tracking of Arterventions within the city.	To Be Determined	12/31/2019	New	
Department of Transportation (DOT)	Barrier Beautification Tracking	DOT Art collaborates with volunteer organizations to beautify concrete barriers with bold, colorful murals that are designed by professional artists but painted almost entirely by volunteers. Barriers located along protected bike lanes or active sidewalks serve as canvases for art. DOT Art provides selected artists with a design honorarium of \$2,500 and a materials fee of \$500 for stencil production. DOT Art provides paint and associated materials at no cost to the artist, and coordinates volunteer recruitment and secures volunteers to implement the mural on a single day in fall and spring. Murals remain installed for 11 months.	To Be Determined	12/31/2019	New	
Department of Transportation (DOT)	Bicycle Shops	Bicycle shops that have agreed to be shown on the official DOT Bike Map	To Be Determined	12/31/2019	New	
Department of Transportation (DOT)	Bike Counters	Proximity counters used to count how many bicyclists use bicycling infrastructure at key locations	To Be Determined	12/31/2019	New	
Department of Transportation (DOT)	Bollards Tracking and Installations	Database that tracks bollards installed in-house	To Be Determined	12/31/2019	New	
Department of Transportation (DOT)	Bridge Strike	Database of Bridge Strikes occurrences on NYC streets that have low clearances	To Be Determined	12/31/2019	New	
Department of Transportation (DOT)	Bus Lanes	LION segments for all blocks with bus lanes in NYC	To Be Determined	12/31/2019	New	
Department of Transportation (DOT)	Call Center Phone System	Is on the MMR - Indicator -call volumn & average wait time, call answered within 30 secs. Daily report	To Be Determined	12/31/2019	New	
Department of Transportation (DOT)	Carshare Member Surveys	As part of DOT's carshare pilot, we will be conducting three surveys of carshare members in NYC. UC Berkeley will be developing and hosting the survey and providing us with the resulting data.	To Be Determined	12/31/2019	New	
Department of Transportation (DOT)	Carshare Parking Demand Evaluation	DOT will be conducting parking counts in four neighborhoods as part of the carshare pilot. These counts will occur three times during the pilot.	To Be Determined	12/31/2019	New	
Department of Transportation (DOT)	Carshare Use Data	As part of the carshare pilot, DOT is requiring participating carshare organizations to share monthly data on a quarterly basis. DOT will publish summary statistics on usage, likely on an annual basis.	To Be Determined	12/31/2019	New	

Agency Name	Data Set Title	Data Set Description	Update Frequency	Release Date	Date Status	Agency Comment
Department of Transportation (DOT)	Community Commissions Tracking	DOT Art collaborates with community-based organizations to commission artists to design and install temporary art on DOT property. A minimum of one priority site is identified by local organizations with support from DOT Borough Offices and Operating Units in each borough per application cycle. Selected artists are eligible to receive up to \$12,000 towards direct project costs in addition to engineering support. Partner organizations work closely with selected artists throughout the project phases and must agree to maintain the artwork and remediate the site upon completion of the display period. Artwork remains installed for 11 months.	To Be Determined	12/31/2019	New	
Department of Transportation (DOT)	Cost Per Passenger	Compares total expenditures with the total ridership to come up with the cost per passenger. Done on a yearly basis	To Be Determined	12/31/2019	New	
Department of Transportation (DOT)	Emergency Snow Report	Emergency Snow Reporting application allows Office of Emergency Response (OER) to support snow tracking/reporting process by automating coordination across DOT divisions, while providing standard data input templates, scheduled electronic reports for each snow event and a searchable report repository.	To Be Determined	12/31/2019	New	
Department of Transportation (DOT)	Enhanced Crosswalk	Uncontrolled crosswalk	To Be Determined	12/31/2019	New	
Department of Transportation (DOT)	Ferry Staff Training	Tracks staff training activities at Ferry Operations	To Be Determined	12/31/2019	New	
Department of Transportation (DOT)	FOIL Request and Responses	Freedom of Information Law system, tracks requests from public for information available from DOT units	To Be Determined	12/31/2019	New	
Department of Transportation (DOT)	GangMenu	Tracks workers and work performed by Arterial Maintenance crews.	To Be Determined	12/31/2019	New	
Department of Transportation (DOT)	Highway Signs Installations	Database that tracks all signs installed in-house on highways	To Be Determined	12/31/2019	New	
Department of Transportation (DOT)	Highway Travel Permit (Annual)	Issued almost exclusively to companies operating high occupancy vehicles (i.e. commuter/ school buses and vans) for use of parkways otherwise available only to passenger vehicles.	To Be Determined	12/31/2019	New	
Department of Transportation (DOT)	Highway Travel Permit (Single Use)	Issued to not-for-profit organizations, summer camps and others using high occupancy vehicles (e.g. Construction projects, school buses and vans) to access parkways otherwise available only to passenger cars for a short amount of time.	To Be Determined	12/31/2019	New	
Department of Transportation (DOT)	Language Access Requests	The Language Access Database application tracks the requests for document translations	To Be Determined	12/31/2019	New	

Agency Name	Data Set Title	Data Set Description	Update Frequency	Release Date	Date Status	Agency Comment
Department of Transportation (DOT)	On-Street Application (SU) (Single Use )	Issued for a particular purpose in designated parking zones or at specific locations for prearranged periods of time, and is not issued for commercial activities or to commercial vehicles.	To Be Determined	12/31/2019	New	
Department of Transportation (DOT)	Passenger Counts	Total ridership for Staten Island Ferry	To Be Determined	12/31/2019	New	
Department of Transportation (DOT)	Passenger Injury Rate	Compares the total passenger injuries from the ETS Report to the total ridership from the Passenger Counts to come up with the Passenger Injury Rate	To Be Determined	12/31/2019	New	
Department of Transportation (DOT)	Pavement Safety Marking Tracking System (For Construction)	Amount of work inspected per workorder sent to the contractor. Has billing info of contractor. (Life of pavement markings from inspection to payment)	To Be Determined	12/31/2019	New	
Department of Transportation (DOT)	Pedestrian Space Added	Tracking sheet of pedestrian space added.	To Be Determined	12/31/2019	New	
Department of Transportation (DOT)	Permanent Projects Tracking	In collaboration with the NYC Department of Cultural Affairs (DCLA) Percent for Art Program, DOT commissions permanent art as part of the Percent for Art ordinance. DOT designates facilities such as: bridges, sidewalks, ferries, medians, plazas, etc. for permanent art as part of DOT capital construction projects. Project-specific selection panels review artists to develop proposals in collaboration with the project design team. DOT selects new sites each year and determines eligibility for permanent artwork. For more information on the DCLA Percent for Art Program, visit: <a href="http://www.nyc.gov/culture">www.nyc.gov/culture</a> .	To Be Determined	12/31/2019	New	
Department of Transportation (DOT)	PPPD Temporary On-Street Tracking (Single Use Tracking)	Temporary Use On-Street Parking permit (NYC-PPPD)- 3 month permit issued to City PPPD permit holders whose permits have expired while awaiting a recertification decision by DOHMH.	To Be Determined	12/31/2019	New	
Department of Transportation (DOT)	Private Ferry Monthly Ridership	Total ridership for private ferry operators	To Be Determined	12/31/2019	New	
Department of Transportation (DOT)	Real Time Passenger Information (RTPI) Sign Locations	Bus stop points with Bus Time pole signs	To Be Determined	12/31/2019	New	
Department of Transportation (DOT)	Screenline Traffic Volume (may be the same thing as NYC Screenline Traffic Flow)	Traffic volume entering and leaving the boundaries of the city	To Be Determined	12/31/2019	New	
Department of Transportation (DOT)	Sequenced Traffic Signal Control	Signaling devices positioned at road intersections, pedestrian crossings, and other locations to control flows (progressions and simultaneous traffic control) of traffic and the right-of-way for vehicles arriving at an intersection, which can reduce traffic delay and accident-producing conflicts. It also makes an intersection safe by determining whether vehicles or pedestrians should proceed.	To Be Determined	12/31/2019	New	

Agency Name	Data Set Title	Data Set Description	Update Frequency	Release Date	Date Status	Agency Comment
Department of Transportation (DOT)	Sidewalk Database	Sidewalk Management tracks, organizes and reports on status of New York City sidewalks.	To Be Determined	12/31/2019	New	
Department of Transportation (DOT)	Special Projects Tracking	DOT Art commissions temporary artwork in conjunction with a priority agency initiative up to twice a year. Selected artists are eligible to receive up to \$20,000 towards direct project costs. Artists should visit the Program Tracks and Opportunities page on a consistent basis to learn of upcoming open calls or sign up for the e-newsletter. Examples of past projects outside of the four Program Tracks include: Asphalt Art Activations, Summer Streets Interventions, and Construction Fence Banner Wraps.	To Be Determined	12/31/2019	New	
Department of Transportation (DOT)	Street Defect Locations	Intranet and mobile-based, GIS integrated defect search and dashboard application for internal employees.	To Be Determined	12/31/2019	New	
Department of Transportation (DOT)	Street Improvement Project (SIP)	All completed and planned street changes that are part of a street improvement projects	To Be Determined	12/31/2019	New	
Department of Transportation (DOT)	Street Seats	Street Seats is a citywide program where partners apply to transform underused streets into vibrant, social public spaces between the months of March through December (the Season). Street Seats are installed in the roadbed along the curb line to create an attractive setting for eating, reading, working, meeting a friend or taking a rest.	To Be Determined	12/31/2019	New	
Department of Transportation (DOT)	TIMS	TIMS standardizes the workflow for accessing and analyzing traffic count data, capturing accurate geographic and temporal information and Streamlining the process of requesting data.	To Be Determined	12/31/2019	New	
Department of Transportation (DOT)	Traffic Signal Defects (Average Response Time)	Each record represents a location where a study was requested. For example, one request asking for traffic control devices at 3 intersections will create 3 records.	To Be Determined	12/31/2019	New	
Department of Transportation (DOT)	Weigh in Motion	Provides truck volume, speed, gross vehicle weight, axle weight of trucks at Weigh-In—Motion sensors embedded within the roadway located on Van Dam St and Rockaway Blvd in Queens, NY	To Be Determined	12/31/2019	New	
New York City Council (NYCC)	Land use items	This list contains information related to land use items before the Council.	Monthly	12/31/2019	Delayed*	Pending restructuring of existing datasets.
* Denotes datasets originally scheduled for release by the end of 2018 that needed more time for publication.						

\* Denotes datasets originally scheduled for release by the end of 2018 that needed more time for publication.

# Datasets removed from Open Data Plan

See dataset online at: <https://data.cityofnewyork.us/dataset/2018-Open-Data-Plan-Removed-Datasets/8pnf-vysd>

Agency Name	Data Set Title	Dataset Description	Update Frequency	Release Date	Agency Comment
Department of Consumer Affairs (DCA)	DCA FOIL Requests	A list of all FOIL requests received by DCA, including date, requestor, and description of records requested.	Monthly	10/31/2017	This data is maintained by another agency on Open Records.
Department of Consumer Affairs (DCA)	Mobile Services Study	OFE - Data behind Mobile Services Study.	Historical	12/31/2017	The data compiled for this research study do not meet the standard for “Open Data” because, they originate from publicly available or proprietary data sources not maintained by DCA; the research was conducted by third parties; the data was processed and aggregated and therefore represents internal work product; the final report is publicly available ( <a href="https://www1.nyc.gov/assets/dca/MobileServicesStudy/Research-Brief.pdf">https://www1.nyc.gov/assets/dca/MobileServicesStudy/Research-Brief.pdf</a> )-data visualization tool is publicly available ( <a href="https://www1.nyc.gov/assets/dca/MobileServicesStudy/">https://www1.nyc.gov/assets/dca/MobileServicesStudy/</a> ).
Department of Consumer Affairs (DCA)	OFE Banked/Underbanked Study	OFE - Data behind Banked/Underbanked Study.	Historical	12/31/2017	The data compiled for this research study do not meet the standard for “Open Data” because,-they originate from publicly available or proprietary data sources not maintained by DCA; the research was conducted by third parties; the data was processed and aggregated and therefore represents internal work product; the report is publicly available <a href="https://www1.nyc.gov/assets/dca/CitywideFinancialServicesStudy/Research-Brief.pdf">https://www1.nyc.gov/assets/dca/CitywideFinancialServicesStudy/Research-Brief.pdf</a> )-data visualization tool is publicly available ( <a href="https://www1.nyc.gov/assets/dca/CitywideFinancialServicesStudy/index.html">https://www1.nyc.gov/assets/dca/CitywideFinancialServicesStudy/index.html</a> ).
Department of Consumer Affairs (DCA)	Free Tax Prep Sites	Dataset contains information about locations where NYC residents can get free tax preparation services.	As Needed	12/31/2017	This is a duplicate of the “Office of Financial Empowerment (OFE) - Free Tax Preparation Sites” dataset already scheduled for publication.
Department of Consumer Affairs (DCA)	Receivables and Receipts	Fees and fines owed to DCA and payments thereon.	Weekly	12/31/2018	This dataset is actually stored in two separate record types in our systems, and will be replaced with two separate datasets described in Table 1, above.



Agency Name	Data Set Title	Dataset Description	Update Frequency	Release Date	Agency Comment
Department of Consumer Affairs (DCA)	Financial Empowerment Center Client Outcomes	Aggregate data on outcomes achieved by clients using DCA's financial counseling services.	Monthly	12/31/2018	Aggregated data does not meet the standard for “Open Data Sets”, and the data is not entered or updated by DCA staff. If at a later time the aggregated data becomes a regularly maintained dataset we will release on NYC Open Data.
Department of Design and Construction (DDC)	Project Information	Consolidated information on project status.	Quarterly	9/30/2017	This is a redundant dataset to our ‘Active Projects - Infrastructure’ and ‘Active Project - ‘Public Buildings’ datasets in our current inventory.
Department of Education (DOE)	MATH Data Files by Grade	MATH Data Files by Grade.	Annually	12/30/2017	Duplicate entry. Please refer to the Math Results.
Department of Education (DOE)	Physical Education	Physical Education data for years 2015-2016.	Annually	12/30/2017	Duplicate entry. Please refer to the Physical Education Report.
Department of Education (DOE)	School Data	School Data for years 2015-2017.	Annually	12/30/2017	Does not meet qualifications for “data” as defined by the Local Law 11 of 2012.
Department of Education (DOE)	School Environmental Data	Publish the information stipulated by Local Law 12 of 2015. This includes information on contaminants and investigations at public schools in New York City.	Annually	12/30/2017	Does not meet qualifications for “data” as defined by the Local Law 11 of 2012.
Department of Education (DOE)	School Report	School reports covering various Local Laws.	Annually	12/30/2017	Does not meet qualifications for “data” as defined by the Local Law 11 of 2012.
Department of Education (DOE)	Student Discipline	Student Discipline.	Annually	12/30/2017	Duplicate entry. Please refer to Suspension Report - Discipline.
Department of Finance (DOF)	Personal Property - Remarks Record	This dataset contains remarks information (if any) for recorded documents.	Monthly	12/31/2018	Same as ACRIS - Personal Property Remarks in the Current Inventory.
Department of Finance (DOF)	Public Improvement Lien (Mechanics Liens) Docket	Details about claims of non-payment for labor or materials provided to a government contractor or subcontractor.	Monthly	12/31/2018	DOF is the collection agency for these mechanic's liens. We do not generate these liens at DOF. Each agency provides DOF with certain necessary lien information in order to collect against those liens. However, this is all information provided to DOF from the agency that placed the lien onto the vendor. If there are necessary data points that fall outside of the report we currently publish, DOF will be unable to accommodate the request as that data does not belong to DOF, but rather the agency executing the mechanic lien. .

Agency Name	Data Set Title	Dataset Description	Update Frequency	Release Date	Agency Comment
Department of Finance (DOF)	CPRR	CPRR interfaces for payments via web pages or in person with various agencies such as DOF Parking & Camera Violations, Property Taxes, DCAS, DOHMH, DOB, DOR, HPD, FDNY, ECB, SAPO, DPR, DOT, DEP, BIC, DCA, OATH, DFTA, TLC.	To Be Determined	12/31/2018	DOF is the collection agency for 15 Mayoral agencies. CPRR is the repository for the collection of payments made to the City. These payments span across many areas of collection (i.e., parking tickets, property taxes, ECB violations, elevator repairs, FDNY charges, HPD charges, Sanitation charges, DEP charges, etc.). Some data is tax secret and/or private, while other data is already posted onto the Open Data portal (see parking summons data set and property tax dataset). Further, DOF is not the custodial agency for the majority of the payments collected. We do not have any knowledge of why the payment is being collected, the calculations used to arrive at those payment amounts, any penalties assessed, miscellaneous fees, etc. This data comes from the system of record for these payments, not CPRR. For example, STARS is the system of record for parking summons fees. CPRR is responsible for collecting the payment, but has no understanding of the underlying data attached to that payment. STARS data regarding the payment is already distilled and provided within our parking data sets currently on the OD portal. In the alternative, lets say a request is received by DOF regarding elevator charges attached to a property tax bill. DOF is unable to provide any knowledge or understanding as to the nature of that charge. We are only provided with the amount owed by the charging agency. The requestor is referred to DOB for explanation as to the charge and the resulting amount. It is our recommendation that each system of record be responsible for the data surrounding payments and not CPRR. Each agency should have the right to determine what data they provide to the public.
Department of Health and Mental Hygiene (DOHMH)	Immunization indicators	Immunization indicators in the Mayor's Management Report (DOHMH, Service 1, Goal 1b: (1 table).	Annually	9/30/2017	Bureau of Immunizations does not currently produce reports or tabular data for general public dissemination, based on the underlying data used to generate Items 1 and 3 of the Mayor's Management Report. Calculating these statistics, conducting quality assurances, and suppressing cells to ensure anonymity would represent undue burden to Bureau of Immunizations without generating significant additional value for the program or for residents of New York City. .
Department of Health and Mental Hygiene (DOHMH)	Baby Friendly Hospitals	List of Baby Friendly Hospitals.	Annually	9/30/2017	The agency does not capture enough data points to make it a viable dataset. Therefore it will not be released.
Department of Health and Mental Hygiene (DOHMH)	Healthcare Facilities Directory	A list of hospitals, nursing homes and adult care facilities.	Annually	12/31/2018	Data not owned by agency.
Department of Health and Mental Hygiene (DOHMH)	Adults Reporting Air Conditioning in the home	Estimated number of adults who reported having a functioning air conditioner in any room in their home, rounded to the nearest 1,000.	Annually	12/31/2018	This data was a one time survey conducted by the agency and to release the data will be an administrative burden to the agency.

Agency Name	Data Set Title	Dataset Description	Update Frequency	Release Date	Agency Comment
Department of Health and Mental Hygiene (DOHMH)	Adults Reporting Second hand smoke	Estimated number of adults exposed to second-hand smoke at home, rounded to the nearest 1,000.	Annually	12/31/2018	This data was a one time survey conducted by the agency and to release the data will be an administrative burden to the agency.
Department of Health and Mental Hygiene (DOHMH)	Disruptive Noise Exposure	Estimated number of adults who reported experiencing noise disruption three or more times per week, rounded to the nearest 1,000. Disruptive noise exposure is any ambient noise from outside the home that disrupts activities - such as watching television, listening to the radio, having a conversation, or sleeping - of the person who hears it.	Annually	12/31/2018	This data was a one time survey conducted by the agency and to release the data will be an administrative burden to the agency.
Department of Health and Mental Hygiene (DOHMH)	Bed Bugs	Adults Reporting Bed Bugs in their Home.	Annually	12/31/2018	This data was a one time survey conducted by the agency and to release the data will be an administrative burden to the agency.
Department of Health and Mental Hygiene (DOHMH)	Adults Reporting Cockroaches in the Home	Estimated number of respondents in an area that reported cockroaches in the past 30 days, rounded to the nearest 1,000.	Annually	12/31/2018	This data was a one time survey conducted by the agency and to release the data will be an administrative burden to the agency.
Department of Health and Mental Hygiene (DOHMH)	Adults Reporting Mice in the Home	Estimated number of adults reporting mice or rats inside their home in the past 30 days, rounded to the nearest 1,000.	Annually	12/31/2018	This data was a one time survey conducted by the agency and to release the data will be an administrative burden to the agency.
Department of Health and Mental Hygiene (DOHMH)	Adults Reporting Rats or Mice outside their building	Estimated number of adults reporting mice or rats outside their building in the past 90 days, rounded to the nearest 1,000.	Annually	12/31/2018	This data was a one time survey conducted by the agency and to release the data will be an administrative burden to the agency.
Department of Health and Mental Hygiene (DOHMH)	Households Using Pesticide Sprays, Bombs, or Foggers	Estimated number of households that reported personal use of pesticide sprays, bombs, or foggers, rounded to the nearest 1,000.	Annually	12/31/2018	This data was a one time survey conducted by the agency and to release the data will be an administrative burden to the agency.
Department of Homeless Services (DHS)	DHS Data Dashboard FY 2012 - FY2016Q2	Information about the age and race of shelter clients, entrants borough of origin, shelter exits, number of school-age children, school attendance, the placement of families by youngest school-aged child's school address, outreach placements, and prevention enrollments.	Quarterly	7/30/2017	Duplicate Data Set entry for DHS Data Dashboard.
Department of Homeless Services (DHS)	DHS Data Dashboard Tables (FY 2012 Q4 - FY 2014 Q2)	Information on individuals and families by case type; the ethnicity of shelter clients; the number of shelter entrants by borough; the number of shelter exits; how many school aged children are in shelter; the placements of chronically street homeless individuals; and prevention enrollments.	Quarterly	7/30/2017	Duplicate Data Set entry for DHS Data Dashboard.
Department of Parks and Recreation (DPR)	Materials Inventory	Inventory maintained on-hand at Parks storehouses.	Annually	12/29/2017	The following data has been withheld from the dataset because it is facilities data, collected as part of internal agency administration: ● Supplies inventory● Equipment inventory Additionally, release of such data could lead to theft of supplies or inventory, and may endanger the safety of employees at those locations where such supplies or inventory are kept.

Agency Name	Data Set Title	Dataset Description	Update Frequency	Release Date	Agency Comment
Department of Records and Information Services (DORIS)	NYC Municipal Archives Collections	The Archives collections data set consists of the descriptions of each of the collections that are available for research in the NYC Municipal Archives.	Monthly	6/1/2018	The NYC Municipal Archives collections are being listed as part of the NYC Municipal Library Catalog.
Department of Transportation (DOT)	Alternate Side Parking	The City suspends alternate side parking (street cleaning) regulations, for both street cleaning purposes and traffic flow, on the 34 legal and religious holidays. This includes suspension of street cleaning regulations at metered spaces. This policy is implemented jointly by the Department of Transportation, the Department of Sanitation, and the Police Department. On major legal holidays, No Stopping, No Standing, and No Parking regulations are suspended, except where those regulations are normally in effect seven days a week. On all other holidays, only Street Cleaning Rules are suspended. All other regulations remain in effect. Parking meter regulations will be suspended on major legal holidays.	Annually	12/31/2018	Does not meet Open Data requirements.
Department of Transportation (DOT)	Manhattan River Crossings	Presents vehicular volumes, classification and trends for all bridge and tunnel facilities serving Manhattan River Crossings.	To Be Determined	12/31/2018	Does not meet Open Data requirements.
Human Resources Administration (HRA)	CA Application Report	Local Law 51 mandated report on youth cash assistance applications.	Annually	12/1/2017	Duplicate entry. This dataset is the same as Cash Assistance Applications for Heads of Household.
Human Resources Administration (HRA)	Cash Assistance Youth Engagement Status	Engagement for Cash Assistance Head Of Household Aged 16 -24.	Monthly	12/1/2017	This is already published as Cash Assistance Heads Of Household By Engagement (16-24 years old).
Human Resources Administration (HRA)	IREA Quarterly	Quarterly report from HRA's Investigation, Revenue and Enforcement Administration.	Quarterly	12/1/2017	Data set is no longer being maintained.
NYC Commission on Human Rights (CCHR)	Historical Complaints	Law Enforcement Bureau Case - Complaints record.	Historical	12/31/2018	Posting the Commission's complaints risks disclosing sensitive and private information protected by local and state law. It would be technically impracticable to adequately address and protect this private and sensitive information.
NYC Commission on Human Rights (CCHR)	Benefit Log	Tracking of Educational Activities by the Community Relations Bureau, and income of the recipients.	Monthly	12/31/2018	Posting income or other personal information about the recipients of Commission educational activities risks disclosing sensitive and private information protected by local and state law. It would be technically impracticable to adequately address and protect this private and sensitive information.
NYC Commission on Human Rights (CCHR)	Appeals	Law Enforcement Bureau - Listing of cases appealed.	Monthly	12/31/2018	It is not technically feasible to generate reports based on this data point.
Office of the Comptroller (COMPTROLLER)	Board of Education Retirement System Common Investment Meeting Supplemental Material	Economically Targeted Investments Quarterly Report, Private Equity Quarterly Report, and Real Assets Quarterly Report for the Board of Education Retirement System.	Quarterly	11/3/2017	Report format (PDF) not compatible with Open Data portal requirements. Report is publicly accessible: <a href="https://comptroller.nyc.gov/services/financial-matters/pension/library/">https://comptroller.nyc.gov/services/financial-matters/pension/library/</a> .

Agency Name	Data Set Title	Dataset Description	Update Frequency	Release Date	Agency Comment
Office of the Comptroller (COMPTROLLER)	Board of Education Retirement System Performance Review	Monthly performance review of the Board of Education Retirement System pension fund.	Monthly	11/3/2017	Report format (PDF) not compatible with Open Data portal requirements. Report is publicly accessible: <a href="https://comptroller.nyc.gov/services/financial-matters/pension/library/">https://comptroller.nyc.gov/services/financial-matters/pension/library/</a> .
Office of the Comptroller (COMPTROLLER)	Board of Education Retirement System Total Fund Overview	Quarterly overview of the Board of Education Retirement System performance.	Quarterly	11/3/2017	Report format (PDF) not compatible with Open Data portal requirements. Report is publicly accessible: <a href="https://comptroller.nyc.gov/services/financial-matters/pension/library/">https://comptroller.nyc.gov/services/financial-matters/pension/library/</a> .
Office of the Comptroller (COMPTROLLER)	Claims Report	Comprehensive report and analysis of claims filed against the City.	Annually	11/3/2017	Report format (PDF) not compatible with Open Data portal requirements. Report is publicly accessible: <a href="https://comptroller.nyc.gov/reports/annual-claims-report/">https://comptroller.nyc.gov/reports/annual-claims-report/</a> .
Office of the Comptroller (COMPTROLLER)	Comprehensive Annual Financial Report	Comprehensive Annual Financial Report for the City of New York, which includes the Comptroller's letter of transmittal, independent auditor's report, management's discussion and analysis of the financial activities of New York City, government-wide and fund financial statements, fiduciary fund statements, general and capital fund schedules of revenues and expenditures, and additional financial trends and statistical information.	Annually	10/31/2017	Report format (PDF) not compatible with Open Data portal requirements. Reports are publicly accessible <a href="https://comptroller.nyc.gov/reports/comprehensive-annual-financial-reports/">https://comptroller.nyc.gov/reports/comprehensive-annual-financial-reports/</a> .
Office of the Comptroller (COMPTROLLER)	Comptroller's Economic Forecast	Comptroller's economic forecast for five year period.	Approximately 3 times per year	11/3/2017	Forecast format (PDF) not compatible with Open Data portal requirements. Forecast is publicly accessible in the Comptroller's Budget Comments: <a href="https://comptroller.nyc.gov/reports/?fwp_type=budget&amp;fwp_search=economic%20forecast">https://comptroller.nyc.gov/reports/?fwp_type=budget&amp;fwp_search=economic%20forecast</a> .
Office of the Comptroller (COMPTROLLER)	General Obligation Debt Profile	Data concerning outstanding New York City general obligation bonds.	Quarterly	12/1/2017	NYC bond data now being provided in the Quarterly Bond Update listed under newly identified data sets.
Office of the Comptroller (COMPTROLLER)	Interest Rate Exchange Agreement (Swap) Counterparty Exposure	New York City General Obligation Swap Counterparty Exposure.	Quarterly	12/1/2017	NYC bond data now being provided in the Quarterly Bond Update listed under newly identified data sets.
Office of the Comptroller (COMPTROLLER)	Labor Law Â§230 and NYC Administrative Code Â§6-130 Prevailing Wage Schedule for Building Service Employees	Schedule of prevailing wages and benefits to be paid to building service employees on public contracts.	Semi-annually	11/3/2017	Schedule format (PDF) not compatible with Open Data portal requirements. Schedule is publicly accessible: <a href="https://comptroller.nyc.gov/services/for-the-public/nyc-wage-standards/wage-schedules/">https://comptroller.nyc.gov/services/for-the-public/nyc-wage-standards/wage-schedules/</a> .
Office of the Comptroller (COMPTROLLER)	Labor Law Â§220 Prevailing Wage Schedule	Schedule of prevailing wages and benefits to be paid to workers, laborers and mechanics employed by private contractors on public work projects.	Semi-annually	11/3/2017	Schedule format (PDF) not compatible with Open Data portal requirements. Schedule is publicly accessible: <a href="https://comptroller.nyc.gov/services/for-the-public/nyc-wage-standards/wage-schedules/">https://comptroller.nyc.gov/services/for-the-public/nyc-wage-standards/wage-schedules/</a> .
Office of the Comptroller (COMPTROLLER)	Labor Law Â§220(3-e) Apprenticeship Prevailing Wage Schedule	Schedule of prevailing wages and benefits to be paid to registered apprentices employed by private contractors on public work projects.	Semi-annually	11/3/2017	Schedule format (PDF) not compatible with Open Data portal requirements. Schedule is publicly accessible: <a href="https://comptroller.nyc.gov/services/for-the-public/nyc-wage-standards/wage-schedules/">https://comptroller.nyc.gov/services/for-the-public/nyc-wage-standards/wage-schedules/</a> .

Agency Name	Data Set Title	Dataset Description	Update Frequency	Release Date	Agency Comment
Office of the Comptroller (COMPTROLLER)	Letter of Credit and Standby Purchase Agreement Counterparty Exposure	New York city General Obligation Standby Purchase Agreement Counterparty Exposure.	Quarterly	12/1/2017	NYC bond data now being provided in the Quarterly Bond Update listed under newly identified data sets.
Office of the Comptroller (COMPTROLLER)	New York City Debt Limit	Data concerning the calculation of debt-incurring power against debt limits.	Quarterly	12/1/2017	NYC bond data now being provided in the Quarterly Bond Update listed under newly identified data sets.
Office of the Comptroller (COMPTROLLER)	New York City Employees' Retirement System Common Investment Meeting Supplemental Material	Economically Targeted Investments Quarterly Report, Private Equity Quarterly Report, and Real Assets Quarterly Report for the New York City Employees' Retirement System.	Quarterly	11/3/2017	Report format (PDF) not compatible with Open Data portal requirements. Report is publicly accessible: <a href="https://comptroller.nyc.gov/services/financial-matters/pension/library/">https://comptroller.nyc.gov/services/financial-matters/pension/library/</a> .
Office of the Comptroller (COMPTROLLER)	New York City Employees' Retirement System Performance Review	Monthly performance review of the New York City Employees' Retirement System.	Monthly	11/3/2017	Report format (PDF) not compatible with Open Data portal requirements. Report is publicly accessible: <a href="https://comptroller.nyc.gov/services/financial-matters/pension/library/">https://comptroller.nyc.gov/services/financial-matters/pension/library/</a> .
Office of the Comptroller (COMPTROLLER)	New York City Employees' Retirement System Total Fund Overview	Quarterly overview of the New York City Employees' Retirement System performance.	Quarterly	11/3/2017	Report format (PDF) not compatible with Open Data portal requirements. Report is publicly accessible: <a href="https://comptroller.nyc.gov/services/financial-matters/pension/library/">https://comptroller.nyc.gov/services/financial-matters/pension/library/</a> .
Office of the Comptroller (COMPTROLLER)	New York City Fire Department Pension Fund Common Investment Meeting Supplemental Material	Economically Targeted Investments Quarterly Report, Private Equity Quarterly Report, and Real Assets Quarterly Report for the New York City Fire Department Pension Fund.	Quarterly	11/3/2017	Report format (PDF) not compatible with Open Data portal requirements. Report is publicly accessible: <a href="https://comptroller.nyc.gov/services/financial-matters/pension/library/">https://comptroller.nyc.gov/services/financial-matters/pension/library/</a> .
Office of the Comptroller (COMPTROLLER)	New York City Fire Department Pension Fund Performance Review	Monthly performance review of the New York City Fire Department Pension Fund.	Monthly	11/3/2017	Report format (PDF) not compatible with Open Data portal requirements. Report is publicly accessible: <a href="https://comptroller.nyc.gov/services/financial-matters/pension/library/">https://comptroller.nyc.gov/services/financial-matters/pension/library/</a> .
Office of the Comptroller (COMPTROLLER)	New York City Fire Department Pension Fund Total Fund Overview	Quarterly overview of the New York City Fire Department pension Fund performance.	Quarterly	11/3/2017	Report format (PDF) not compatible with Open Data portal requirements. Report is publicly accessible: <a href="https://comptroller.nyc.gov/services/financial-matters/pension/library/">https://comptroller.nyc.gov/services/financial-matters/pension/library/</a> .
Office of the Comptroller (COMPTROLLER)	New York City Fire Fighters' Variable Supplements Fund Total Fund Overview	Quarterly overview of the New York City Fire Fighters' Variable Supplements Fund performance.	Quarterly	11/3/2017	Report format (PDF) not compatible with Open Data portal requirements. Report is publicly accessible: <a href="https://comptroller.nyc.gov/services/financial-matters/pension/library/">https://comptroller.nyc.gov/services/financial-matters/pension/library/</a> .
Office of the Comptroller (COMPTROLLER)	New York City Fire Officers' Variable Supplements Fund Total Fund Overview	Quarterly overview of the New York City Fire Officers' Variable Supplements Fund performance.	Quarterly	11/3/2017	Report format (PDF) not compatible with Open Data portal requirements. Report is publicly accessible: <a href="https://comptroller.nyc.gov/services/financial-matters/pension/library/">https://comptroller.nyc.gov/services/financial-matters/pension/library/</a> .
Office of the Comptroller (COMPTROLLER)	New York City Police Officers' Variable Supplements Fund Total Fund Overview	Quarterly overview of the New York City Police Officers' Variable Supplements Fund performance.	Quarterly	11/3/2017	Report format (PDF) not compatible with Open Data portal requirements. Report is publicly accessible: <a href="https://comptroller.nyc.gov/services/financial-matters/pension/library/">https://comptroller.nyc.gov/services/financial-matters/pension/library/</a> .



Agency Name	Data Set Title	Dataset Description	Update Frequency	Release Date	Agency Comment
Office of the Comptroller (COMPTROLLER)	New York City Police Pension Fund Common Investment Meeting Supplemental Material	Economically Targeted Investments Quarterly Report, Private Equity Quarterly Report, and Real Assets Quarterly Report for the New York City Police Pension Fund.	Quarterly	11/3/2017	Report format (PDF) not compatible with Open Data portal requirements. Report is publicly accessible: <a href="https://comptroller.nyc.gov/services/financial-matters/pension/library/">https://comptroller.nyc.gov/services/financial-matters/pension/library/</a> .
Office of the Comptroller (COMPTROLLER)	New York City Police Pension Fund Performance Review	Monthly performance review of the New York City Police Pension Fund.	Monthly	11/3/2017	Report format (PDF) not compatible with Open Data portal requirements. Report is publicly accessible: <a href="https://comptroller.nyc.gov/services/financial-matters/pension/library/">https://comptroller.nyc.gov/services/financial-matters/pension/library/</a> .
Office of the Comptroller (COMPTROLLER)	New York City Police Pension Fund Total Fund Overview	Quarterly overview of the New York City Police Pension Fund performance.	Quarterly	11/3/2017	Report format (PDF) not compatible with Open Data portal requirements. Report is publicly accessible: <a href="https://comptroller.nyc.gov/services/financial-matters/pension/library/">https://comptroller.nyc.gov/services/financial-matters/pension/library/</a> .
Office of the Comptroller (COMPTROLLER)	New York City Police Superior Officers' Variable Supplements Fund Total Fund Overview	Quarterly overview of the New York City Police Superior Officers' Variable Supplements Fund performance.	Quarterly	11/3/2017	Report format (PDF) not compatible with Open Data portal requirements. Report is publicly accessible: <a href="https://comptroller.nyc.gov/services/financial-matters/pension/library/">https://comptroller.nyc.gov/services/financial-matters/pension/library/</a> .
Office of the Comptroller (COMPTROLLER)	NYC Administrative Code Â§6-109 Schedule of Living Wages	Living wage schedule for contractors who provide building services, day care services, food services, head start services, homecare services, services to persons with cerebral palsy and temporary services to the City of New York.	Semi-annually	11/3/2017	Schedule format (PDF) not compatible with Open Data portal requirements. Schedule is publicly accessible: <a href="https://comptroller.nyc.gov/services/for-the-public/nyc-wage-standards/wage-schedules/">https://comptroller.nyc.gov/services/for-the-public/nyc-wage-standards/wage-schedules/</a> .
Office of the Comptroller (COMPTROLLER)	NYC Administrative Code Â§6-134 Living Wage Schedule	Living wage schedule for employees in New York City Financially Assisted Workplaces.	Annually	11/3/2017	Schedule format (PDF) not compatible with Open Data portal requirements. Schedule is publicly accessible: <a href="https://comptroller.nyc.gov/services/for-the-public/nyc-wage-standards/wage-schedules/">https://comptroller.nyc.gov/services/for-the-public/nyc-wage-standards/wage-schedules/</a> .
Office of the Comptroller (COMPTROLLER)	Quarterly Cash Report	Quarterly cash report detailing New York City's cash balances, cash receipts, cash expenditures, and capital expenditures.	Quarterly	11/3/2017	Report format (PDF) not compatible with Open Data portal requirements. Report is publicly accessible: <a href="https://comptroller.nyc.gov/reports/?fwp_type=budget&amp;fwp_search=quarterly%20cash%20report">https://comptroller.nyc.gov/reports/?fwp_type=budget&amp;fwp_search=quarterly%20cash%20report</a> .
Office of the Comptroller (COMPTROLLER)	Risks and Offsets to Mayor's Annual Financial Plan	Comptroller's presentation of risks and offsets to the Mayor's annual financial plan for a five year period.	Approximately 3 times per year	11/3/2017	Report format (PDF) not compatible with Open Data portal requirements. Report is publicly accessible in the Comptroller's Budget Comments: <a href="https://comptroller.nyc.gov/reports/?fwp_type=budget&amp;fwp_search=%22risks%20and%20offsets%22">https://comptroller.nyc.gov/reports/?fwp_type=budget&amp;fwp_search=%22risks%20and%20offsets%22</a> .
Office of the Comptroller (COMPTROLLER)	Teachers Retirement System Common Investment Meeting Supplemental Material	Economically Targeted Investments Quarterly Report, Private Equity Quarterly Report, and Real Assets Quarterly Report for the Teachers' Retirement System.	Quarterly	11/3/2017	Report format (PDF) not compatible with Open Data portal requirements. Report is publicly accessible: <a href="https://comptroller.nyc.gov/services/financial-matters/pension/library/">https://comptroller.nyc.gov/services/financial-matters/pension/library/</a> .
Office of the Comptroller (COMPTROLLER)	Teachers' Retirement System Performance Review	Monthly performance review of the Teachers' Retirement System pension fund.	Monthly	11/3/2017	Report format (PDF) not compatible with Open Data portal requirements. Report is publicly accessible: <a href="https://comptroller.nyc.gov/services/financial-matters/pension/library/">https://comptroller.nyc.gov/services/financial-matters/pension/library/</a> .

Agency Name	Data Set Title	Dataset Description	Update Frequency	Release Date	Agency Comment
Office of the Comptroller (COMPTROLLER)	Teachers' Retirement System Total Fund Overview	Quarterly overview of the Teachers' Retirement System performance.	Quarterly	11/3/2017	Report format (PDF) not compatible with Open Data portal requirements. Report is publicly accessible: <a href="https://comptroller.nyc.gov/services/financial-matters/pension/library/">https://comptroller.nyc.gov/services/financial-matters/pension/library/</a> .
Office of the Comptroller (COMPTROLLER)	Variable Rate Bond Tracking Spreadsheet	Spreadsheet tracking outstanding bonds, liquidity amounts and providers, bond expiration dates, liquidity expiration dates, remarketing agents, and outstanding variable rate debt.	Quarterly	12/1/2017	NYC bond data now being provided in the Quarterly Bond Update listed under newly identified data sets.
Office of the Manhattan Borough President (MBPO)	Digital Community Board Application	To Be Determined.	As Needed	10/20/2017	Dataset does not meet qualifications for "data" as defined by the Local Law 11 of 2012.
Office of the Manhattan Borough President (MBPO)	Grant Application	To Be Determined.	As Needed	10/20/2017	Dataset does not meet qualifications for "data" as defined by the Local Law 11 of 2012.
Office of the Manhattan Borough President (MBPO)	List of Reports Issued	To Be Determined.	Annually	10/20/2017	Dataset does not meet qualifications for "data" as defined by the Local Law 11 of 2012.
Office of the Manhattan Borough President (MBPO)	pdf Community Board Application	To Be Determined.	As Needed	10/20/2017	Dataset does not meet qualifications for "data" as defined by the Local Law 11 of 2012.
Office of the Manhattan Borough President (MBPO)	Reports and Studies	List of reports and studies issued by the MBPO.	Annually	12/17/2017	Dataset does not meet qualifications for "data" as defined by the Local Law 11 of 2012.
Office of the Manhattan Borough President (MBPO)	Scheduling Google Form	Requests to meet with the BP form.	As Needed	10/20/2017	Dataset does not meet qualifications for "data" as defined by the Local Law 11 of 2012.
Taxi and Limousine Commission (TLC)	Technology System Providers	List of Technology System Providers.	Monthly	7/31/2018	Dataset already exists on NYC OpenData to support this and updated daily. Technology Provider: <a href="https://data.cityofnewyork.us/Transportation/SHL-Vehicles-LPEP-Provider/6pww-zmgh">https://data.cityofnewyork.us/Transportation/SHL-Vehicles-LPEP-Provider/6pww-zmgh</a> .
Taxi and Limousine Commission (TLC)	TLC-Licensed Bases	Master List of all TLC-licensed bases and agents.	Monthly	7/31/2017	Several datasets already exist on the TLC website to support this and updated daily. Bases: <a href="http://www1.nyc.gov/assets/tlc/downloads/datasets/current_community_car_service_bases.xls">http://www1.nyc.gov/assets/tlc/downloads/datasets/current_community_car_service_bases.xls</a> <a href="http://www1.nyc.gov/assets/tlc/downloads/datasets/current_black_car_bases.xls">http://www1.nyc.gov/assets/tlc/downloads/datasets/current_black_car_bases.xls</a> <a href="http://www1.nyc.gov/assets/tlc/downloads/datasets/current_luxury_limousine_bases.xls">http://www1.nyc.gov/assets/tlc/downloads/datasets/current_luxury_limousine_bases.xls</a> .

Agency Name	Data Set Title	Dataset Description	Update Frequency	Release Date	Agency Comment
Taxi and Limousine Commission (TLC)	TLC-licensed drivers	Master List of all TLC-licensed drivers.	Monthly	8/1/2017	Several datasets already exist on NYC OpenData to support this and updated daily. Drivers: Medallion Drivers - Active: <a href="https://data.cityofnewyork.us/Transportation/Medallion-Drivers-Active/jb3k-j3gp">https://data.cityofnewyork.us/Transportation/Medallion-Drivers-Active/jb3k-j3gp</a> Medallion Drivers - Trained: <a href="https://data.cityofnewyork.us/Transportation/Medallion-Drivers-Trained/td5q-ry6d">https://data.cityofnewyork.us/Transportation/Medallion-Drivers-Trained/td5q-ry6d</a> SHL Drivers - Active: <a href="https://data.cityofnewyork.us/Transportation/Street-Hail-Livery-Drivers-Active/stub-eh45">https://data.cityofnewyork.us/Transportation/Street-Hail-Livery-Drivers-Active/stub-eh45</a> For Hire Vehicle Drivers - Active: <a href="https://data.cityofnewyork.us/Transportation/For-Hire-Vehicles-FHV-Active-Drivers/xjfq-wh2d">https://data.cityofnewyork.us/Transportation/For-Hire-Vehicles-FHV-Active-Drivers/xjfq-wh2d</a> For Hire Vehicles - Active and Inactive: <a href="https://data.cityofnewyork.us/Transportation/For-Hire-Vehicles-FHV-Active-and-Inactive-Vehicles/8wbx-tsch">https://data.cityofnewyork.us/Transportation/For-Hire-Vehicles-FHV-Active-and-Inactive-Vehicles/8wbx-tsch</a> .
Taxi and Limousine Commission (TLC)	TLC-licensed vehicles	Master List of all TLC-licensed vehicles.	Monthly	8/2/2017	Several datasets already exist on NYC OpenData to support this and updated daily. Vehicles: Medallion Vehicles - Authorized: <a href="https://data.cityofnewyork.us/Transportation/Medallion-Vehicles-Authorized/rhe8-mgbb">https://data.cityofnewyork.us/Transportation/Medallion-Vehicles-Authorized/rhe8-mgbb</a> Medallion Vehicles - Inactive: <a href="https://data.cityofnewyork.us/Transportation/Medallion-Vehicles-Inactive/jgtb-hmpg">https://data.cityofnewyork.us/Transportation/Medallion-Vehicles-Inactive/jgtb-hmpg</a> .

# Local Law 244 of 2017: Freedom of Information Law responses

Local Law 7 of 2016 requires agencies to “review responses to freedom of information law [FOIL] requests that include the release of data to determine if such responses consist of or include public data sets that have not yet been included on the single web portal or the inclusion” on the Open Data Portal. Additionally, each City agency shall disclose “the total number, since the last update, of such agency’s freedom of information law responses that included the release of data, the total number of such responses determined to consist of or include a public data set that had not yet been included on the single web portal and the name of such public data set, where applicable, and the total number of such responses that resulted in voluntarily disclosed information being made accessible through the single web portal.”

**Table 1. Quantity of FOIL responses that included the release of data in the following categories for FY2018. View the dataset online at: <https://data.cityofnewyork.us/City-Government/2018-Open-Data-Plan-FOIL-Report/cvse-perd>**

Agency Name	Total number of FOIL responses that included the release of any data	the total number of FOIL responses that resulted in data being posted “voluntarily” on the open data portal	Total number of FOIL responses that includes a public data set not yet published on the Open Data Portal
Administration for Children’s Services (ACS)	2	0	0
Board of Standards and Appeals (BOA)	2	0	2
Brooklyn Borough President’s Office (BBP)	8	0	4
Business Integrity Commission (BIC)	25	5	21
Campaign Finance Board (CFB)	0	0	0
City Council (NYCC)	9	0	0
Civil Service Commission (CSC)	0	0	0
Civilian Complaint Review Board (CCRB)	16	0	0
Commission to Combat Police Corruption (CCPC)	1	0	1
Conflicts of Interest Board (COIB)	0	0	0

Agency Name	Total number of FOIL responses that included the release of any data	the total number of FOIL responses that resulted in data being posted “voluntarily” on the open data portal	Total number of FOIL responses that includes a public data set not yet published on the Open Data Portal
Department for the Aging (DFTA)	2	1	1
Department of Buildings (DOB)	27	4	6
Department of City Planning (DCP)	9	0	0
Department of Citywide Administrative Services (DCAS)	191	0	38
Department of Consumer Affairs (DCA)	565	0	24
Department of Correction (DOC)	442	0	0
Department of Cultural Affairs (DCLA)	1	0	1
Department of Design and Construction (DDC)	0	0	0
Department of Education (DOE)	54	0	0
Department of Environmental Protection (DEP)	4690	0	0
Department of Finance (DOF)	79	0	50
Department of Health and Mental Hygiene (DOHMH)	>1,500*	5	4
Department of Housing Preservation and Development (HPD)	901	0	0
Department of Information Technology & Telecommunications (DoITT)**	395	0	390
Department of Investigation (DOI)	2	0	0
Department of Parks and Recreation (DPR)	343	0	97
Department of Probation (DOP)	0	0	0
Department of Records and Information Services (DORIS)	1	0	0
Department of Sanitation (DSNY)	5	0	0
Department of Small Business Services (SBS)	36	0	36
Department of Social Services (DHS)	17	0	6
Department of Social Services (HRA)	6	0	0
Department of Transportation (DOT)	4811	2	487

\* FOIL metrics for 311 are included in DoITT metrics.

\*\* Value as reported by agency.

Agency Name	Total number of FOIL responses that included the release of any data	the total number of FOIL responses that resulted in data being posted “voluntarily” on the open data portal	Total number of FOIL responses that includes a public data set not yet published on the Open Data Portal
Department of Youth and Community Development (DYCD)	12	0	9
Equal Employment Practices Commission (EEOC)	0	0	0
Financial Information Services Agency (FISA) & Office of Payroll Administration (OPA)	18	0	0
Fire Department of New York City (FDNY)	5	1	0
Independent Budget Office (IBO)	0	0	0
Landmarks Preservation Commission (LPC)	0	0	0
Law Department (LAW)	20	0	20
Manhattan Borough President (MBPO)	1	0	0
NYC Center for Innovation through Data Intelligence	0	0	0
NYC Commission on Human Rights (CCHR)	0	0	0
NYC Emergency Management (NYCEM)	0	0	0
Office of Administrative Tax Appeals (OATA) / (Tax Commission & Tax Appeals Tribunal)	7	0	0
Office of Administrative Trials and Hearings (OATH)	10	0	3
Office of Chief Medical Examiner (OCME)	10	0	0
Office of Management and Budget (OMB)	5	0	0
Office of the Comptroller (COMPTROLLER)	4	0	4
Office of The Mayor ***	20	0	8
Police Department (NYPD)	9338	0	99
Queens Borough President's Office (QBP)	0	0	0
School Construction Authority (SCA)	143	0	0
Staten Island Borough President's Office (SIBPO)	0	0	0
Taxi and Limousine Commission (TLC)	1200	0	0

\*\*\* Aggregate metrics for all mayor's offices. Some mayor's offices have their own FOIL officers, others rely on the Mayor's Office of the Counsel.



**Table 2. Itemized public datasets used to respond to FOIL requests not yet published on the Open Data Portal in FY2018. See dataset online at: <https://data.cityofnewyork.us/City-Government/2018-Open-Data-Plan-FOIL-Datasets/sjdi-a6us>**

Agency	Dataset Title	Dataset Description	Number of FOIL request The number of responses to FOIL requests, in the past fiscal year, using data from this dataset.	Dataset on Open Data? Is this dataset published on the Open Data portal or listed on the Open Data plan for future publication?	Reason not public If “not on open data,” is there any reason the dataset should not be made public? If not, please add reason (e.g., privacy, security, other)
Administration for Children's Services (ACS)	Quarterly Incident Data Report FY 2017	Quarterly Reports for Fiscal Year 2017 of the number of physical and mechanical restraints in Detention on Youth in Custody; Fights and Altercations between Youth in Custody, and other incidents resulting in injuries to youth in custody and instances of room confinement and length of time of confinement per quarter.	1	Yes	
Administration for Children's Services (ACS)	Annual Incident Data Report, Physical Restraints in Detention of Youth in Custody	Number of Child Abuse Allegations and Number of Indicated Child Abuse Allegation in Detention and Non-Secure Placement. % of indicated cases in both settings.	1	Yes	
Administration for Children's Services (ACS)	Annual Child Abuse Allegation Report FY 2017	Fiscal Year 2017 Annual Report of the number of physical and mechanical restraints in Detention on Youth in Custody; Fights and Altercations between Youth in Custody, and other incidents resulting in injuries to youth in custody and instances of room confinement and length of time of confinement.	1	Yes	
Administration for Children's Services (ACS)	Detention Demographic Data Fiscal Year Report, Fiscal Year 2016	Excel table that shows annual admissions to detention by: age, race, gender, admitting authority and top arrest charge level and zip code disaggregated by detention setting experience including transfers between Secure and Non-Secure detention. Also includes the Average Daily Population in secure and non-secure detention and summary of detention experience.	1	Yes	
Board of Standards and Appeals (BSA)	Board of Standards and Appeals (BSA) Decisions/ Applications	All applications filed at the Board since January 1, 1998.	2	Yes	
Brooklyn Borough President Office (BPK)	Community Board Members	List of Community Board 9 members.	2	No	It has not been published yet to the Open Data portal.
Brooklyn Borough President Office (BPK)	Community Board Members	Attendance records of Community Board 9 meetings .	1	No	It has not been published yet to the Open Data portal.
Brooklyn Borough President Office (BPK)	Capital Project Funding	Funding allocated to Community Board 7.	1	No	It has not been published yet to the Open Data portal.

Agency	Dataset Title	Dataset Description	Number of FOIL request The number of responses to FOIL requests, in the past fiscal year, using data from this dataset.	Dataset on Open Data? Is this dataset published on the Open Data portal or listed on the Open Data plan for future publication?	Reason not public If “not on open data,” is there any reason the dataset should not be made public? If not, please add reason (e.g., privacy, security, other)
Business Integrity Commission (BIC)	Customer register	The dataset contains information about each licensee’s customers.	9	No	Currently this dataset stored in two different sources (CSV and Online Portal), it’s inconsistent thus the quality of the data is poor. We are planning to integrate data sources, clean the dataset and collect customer register only via Online Portal in the future.
Business Integrity Commission (BIC)	DOT report on fatalities	The dataset contains information about accidents involving private garbage collection trucks in which there was a fatality.	4	No	Underlying dataset is maintained by DOT.
Business Integrity Commission (BIC)	Licensees and Registrants Fleet Information	The dataset contains information about the trucks of BIC licensees and registrants.	2	No	Some data fields can be made public.
Business Integrity Commission (BIC)	Commercial recycling collection authorization applications	The dataset contains information about applications submitted by licensees who seek to be authorized for single stream or co-collection of recycling materials.	1	No	Some data fields can be made public.
Business Integrity Commission (BIC)	Licensees and Registrants Fleet Information requests for extension	The dataset contains information about companies who sought extensions to submit the information required in the emissions compliance survey (in March 2017 LL 145).	1	No	The list of licensees and registrants who requested an extension to submit fleet information was a one time occurrence in 2017.
Business Integrity Commission (BIC)	Complaint Log	The dataset contains information about complaints received by the agency.	2	No	Some data fields can be made public.
Business Integrity Commission (BIC)	List of Class 1 Registrants	The dataset contains the names and contact information of all BIC Class 1 Registrants.	1	Yes	
Business Integrity Commission (BIC)	List of Class 2 Brokers	The dataset contains the names and contact information of all BIC Class 2 Broker Registrants.	1	Yes	
Business Integrity Commission (BIC)	List of Class 2 C&D	The dataset contains the names and content information of all BIC Class 2 C&D Registrants.	1	Yes	
Business Integrity Commission (BIC)	List of Licensees	The dataset contains the names and content information of all BIC Licensees.	1	Yes	
Business Integrity Commission (BIC)	NYC safety roster	The dataset includes list of attendees at the “third NYC waste & recycling safety symposium”.	1	No	This is just a list of attendees and it was collected by the agency on paper on the day of the safety symposium. It was a one time occurrence.

Agency	Dataset Title	Dataset Description	Number of FOIL request The number of responses to FOIL requests, in the past fiscal year, using data from this dataset.	Dataset on Open Data? Is this dataset published on the Open Data portal or listed on the Open Data plan for future publication?	Reason not public If “not on open data,” is there any reason the dataset should not be made public? If not, please add reason (e.g., privacy, security, other)
Business Integrity Commission (BIC)	Fatal Crashes involving a truck belonging to BIC licensees or registrants	The dataset includes information about the number of fatal crashes BIC licensees and registrants have been involved in from 2010 to 2017.	1	No	Underlying dataset is maintained by DOT.
Commission to Combat Police Corruption (CCPC)	Datasets from the 17th and 18th Annual Reports	All datasets listed in the future releases columns of this compliance workbook.	1	Yes	
Department for the Aging (DFTA)	DFTA_SeniorCenterContracts_Budgets	End of fiscal year budget line item summary of allocations for each contractor for DFTA-funded senior centers.	1	Yes	
Department of Buildings (DOB)	Plan Examinations	Data on the plan examinations performed on the plans submitted or job applications filed at DOB.	1	No	We do not have the resources to publish this to the Open Data portal at this time. We are modernizing the way that we handle this data.
Department of Buildings (DOB)	Determinations	Data on the appeals of a plan examiner's affirmation on DOB interpretation of a specific issue.	1	No	We do not have the resources to publish this to the Open Data portal at this time. We are modernizing the way that we handle this data.
Department of Buildings (DOB)	Incidents/Accidents	A database of incidents that have occurred under DOB jurisdiction.	1	No	We do not have the resources to publish this to the Open Data portal at this time. We are modernizing the way that we handle this data.
Department of Buildings (DOB)	Electrical Applications	List of all Electrical jobs filed using our DOB NOW system.	2	No	In Progress.
Department of Buildings (DOB)	Elevator Inspections	List of all Elevator jobs filed using our DOB NOW system.	1	No	We anticipate releasing it on the Open Data portal when the work type is added to DOB NOW.
Department of Buildings (DOB)	Limited Alterations Applications	List of all Limited Alterations Application (LAA) jobs filed using our DOB NOW system.	1	No	We anticipate releasing it on the Open Data portal when the work type is added to DOB NOW.
Department of Citywide Administrative Services (DCAS)	Exam database	Civil service exam information.	33	No	Civil Service Lists - additional fields to be included.
Department of Citywide Administrative Services (DCAS)	Fleet database	Citywide fleet information.	5	No	Scheduled for 2018 publication.
Department of Consumer Affairs (DCA)	General Vendor blue waitlist	List of individuals on the wait list for a specialized, Midtown Core Zone, blue vending license.	3	Yes	Planned for release in 2018.

Agency	Dataset Title	Dataset Description	Number of FOIL request The number of responses to FOIL requests, in the past fiscal year, using data from this dataset.	Dataset on Open Data? Is this dataset published on the Open Data portal or listed on the Open Data plan for future publication?	Reason not public If “not on open data,” is there any reason the dataset should not be made public? If not, please add reason (e.g., privacy, security, other)
Department of Consumer Affairs (DCA)	General Vendor licensees with a blue license	List of licensees with a blue Midtown Core Zone vending license for individuals with a veteran service-related disability.	7	Yes	We plan to update the “Legally Operating Businesses” dataset to include GVL type in the [Detail] column; under no circumstances will disability status be published on Open Data.
Department of Consumer Affairs (DCA)	General Vendor licensees with a yellow license	List of licensees with a specialized yellow vending license for individuals with a veteran service-related disability.	4	Yes	We plan to update the “Legally Operating Businesses” dataset to include GVL type in the [Detail] column; under no circumstances will disability status be published on Open Data.
Department of Consumer Affairs (DCA)	List of vacant and constructed newsstands	List of vacant newsstands and newsstands that have been constructed by the City’s newsstand franchisee.	1	No	Vacant newsstands information is maintained manually and cannot be reported accurately on a scheduled basis. Newly constructed newsstand data will be reflected in the “Legally Operating Businesses” dataset once a license is granted.
Department of Consumer Affairs (DCA)	Violations issued during the secondhand car dealership sweep	Violations issued during the secondhand car dealership sweep conducted in 2018.	1	No	Violations data are already available on NYC Open Data; “Sweep” is not a data point that is tracked in our system so “Sweeps” are not a dataset maintained by the Agency.
Department of Consumer Affairs (DCA)	DARP & ROTOW participants	List of licensed Tow Truck Companies that participate in the DARP and ROTOW towing programs.	1	Yes	We plan to update the “Legally Operating Businesses” dataset to include “ROTOW” and “DARP” indicators in the [Detail] column for licensed Tow Truck Companies.
Department of Consumer Affairs (DCA)	Paid Sick Leave complaints	List of Paid Sick Leave complaints received by DCA.	1	No	DCA will be publishing Paid Sick Leave Complaints that have been investigated and resolved, not ALL complaints.
Department of Consumer Affairs (DCA)	Paid Sick Leave violations	List of Paid Sick Leave violations issued by DCA.	2	Yes	Planned for release in 2018.
Department of Consumer Affairs (DCA)	Fines issued to laundry jobbers and laundries	List of fines issued by OATH to laundry jobbers and laundries.	1	Yes	Issued Fines and Fees is a dataset planned for release in 2018.
Department of Consumer Affairs (DCA)	Pregnancy Service Centers (“PSC”) complaints, violations and fines	List of PSC complaints received by DCA, violations issued by DCA, and fines issued by DCA.	1	No	Fines against this business category will be reported in the “Issued Fines and Fees” dataset, scheduled for release in 2018.
Department of Consumer Affairs (DCA)	Revocations and suspensions	List of licensees that have had their license revoked or suspended.	1	Yes	License “Suspensions and Revocations” is planned for release in 2018.

Agency	Dataset Title	Dataset Description	Number of FOIL request The number of responses to FOIL requests, in the past fiscal year, using data from this dataset.	Dataset on Open Data? Is this dataset published on the Open Data portal or listed on the Open Data plan for future publication?	Reason not public If “not on open data,” is there any reason the dataset should not be made public? If not, please add reason (e.g., privacy, security, other)
Department of Consumer Affairs (DCA)	Tow Truck Trust Fund deductions	Breakdown of the deductions that have been made from the Tow Truck Trust Fund.	1	Yes	Trust Fund Invasions and Repayments is planned for release in 2018.
Department of Cultural Affairs (DCLA)	Percent for Art Projects with budget information	Percent for Art Projects with budget information.	1	No	DCLA currently publishes a dataset containing Completed Percent for Art Projects with Artist Information on the Open Data portal. In the future, DCLA intends to publish an additional column in this dataset with budget information.
Department of Finance (DOF)	Scofftow/Booting Data	Data set which provides the number of vehicles towed and booted by the Sheriff's Office. Other data points included were amount paid, amount sold if auctioned, location of boot.	1	Yes	Data is public. Dataset is scheduled for future release.
Department of Finance (DOF)	Vacant Property List	List of properties that have been identified by Finance as vacant/abandoned.	2	No	Data is public. DOF is working on technical aspects of dataset so it can be placed on portal.
Department of Finance (DOF)	Orders of Protection	Sheriff's Report which includes the # of orders of protection received, # of orders of protection served, # of persons removed from premises, # of persons arrested based on the order.	1	No	Data is public. DOF is working on technical aspects of dataset so it can be placed on portal.
Department of Finance (DOF)	Courts and Trust list	Complete report of accounts held by the Department of Finance. Data points include account balance, index number, party name, beneficiary address, and date of court order.	16	No	Data is public. DOF is working on technical aspects of dataset so it can be placed on portal.
Department of Finance (DOF)	Major Property File	Data set consisting of the highest valued properties within the 5 boroughs. Same information as is contained in the assessment roll, but only includes properties with high valuations.	5	No	Data is public and currently provided via disc known as the Major Property File. The file is quite large and unable to be placed on the portal at this time, but DOF will continue to work with DoITT on a solution.
Department of Finance (DOF)	Statement of Accounts	List of all properties within 5 boroughs, which includes BBL, owner name, property address and mailing address.	16	No	Data is public and currently provided via disc known as the Statement of Accounts. The file is quite large and unable to be placed on the portal at this time, but DOF will continue to work with DoITT on a solution.
Department of Finance (DOF)	TCIE data	Income and Expense data derived from Tax Commission appeals regarding property valuations.	9	No	Dataset is maintained by Tax Commission and shared with Finance. DOF will coordinate with TC on delivery of file to DoITT for future release.

Agency	Dataset Title	Dataset Description	Number of FOIL request The number of responses to FOIL requests, in the past fiscal year, using data from this dataset.	Dataset on Open Data? Is this dataset published on the Open Data portal or listed on the Open Data plan for future publication?	Reason not public If “not on open data,” is there any reason the dataset should not be made public? If not, please add reason (e.g., privacy, security, other)
Department of Health and Mental Hygiene (DOHMH)	Accela Licenses	License information about camps, mobile food vendor permits & licenses, restaurants, tattoo artists, indoor & outdoor pools, pet shops, horses, & day care providers.	>100. We do not track these specifically. When possible we refer to OpenData, but many want underlying documents for licenses, so not really a “data” request.	Yes	In the process of getting it online.
Department of Health and Mental Hygiene (DOHMH)	NYCE Track	Indoor air, mold, asbestos, standing water, & pest inspections.	>1500. These are from entities conducting Environmental Phase I assessments to allow building construction or renovation or sale.	Yes	In the process of getting it online.
Department of Health and Mental Hygiene (DOHMH)	Water Tank Inspection Data	Data submitted by building owners of mandated rooftop water tank inspections & cleaning.	1	No	Release is being considered as the data system needs to be improved.
Department of Health and Mental Hygiene (DOHMH)	Cooling Tower Deficiency Reports	Preliminary warnings issued to building owners.	3	No	Reports are not final & in constant flux.
Department of Health and Mental Hygiene (DOHMH)	Animal Bites	All reports of bites by animals made to DOHMH.	3	Yes	In the process of getting it online.
Department of Health and Mental Hygiene (DOHMH)	Cooling Tower Dataset	Final results of cooling tower inspections.	3	Yes	In the process of getting it online.
Department of Information Technology and Telecommunications (DoITT)	Taxi & Limousine Commission Lost and Found Logs	A log of all calls to 311 regarding property lost and found in cabs.	1	Yes	Privacy concerns; a limited set of data was disclosed in response to this FOIL request.
Department of Information Technology and Telecommunications (DoITT)	311 Service Requests	A log of all services requests to 311.	389	Yes	Privacy concerns; each request must be reviewed before it can be released.
Department of Investigation (DOI)	Evictions Database	Database of evictions performed by City Marshals.	2	Yes	
Department of Parks and Recreation (DPR)	Unifier	Information about NYC Parks' Capital Improvement projects.	46	No	Dataset scheduled for release on the 2018 Compliance Plan.
Department of Parks and Recreation (DPR)	Recreation Center Database (“Recware”)	Information on recreation center membership and attendance.	12	No	Dataset scheduled for release on the 2018 Compliance Plan.
Department of Parks and Recreation (DPR)	Parks Inspection Program (PIP) database	Information about inspections of parks and conditions noted during those inspections.	39	No	Dataset scheduled for release on the 2018 Compliance Plan.
Department of Sanitation (DSNY)	GPS Data	Data that shows the latitude and longitude locations of various DSNY vehicles as the operators of the vehicles complete their assigned duties. .	5	No	Publishing such data would impose undue administrative burdens on DSNY.

Agency	Dataset Title	Dataset Description	Number of FOIL request The number of responses to FOIL requests, in the past fiscal year, using data from this dataset.	Dataset on Open Data? Is this dataset published on the Open Data portal or listed on the Open Data plan for future publication?	Reason not public If “not on open data,” is there any reason the dataset should not be made public? If not, please add reason (e.g., privacy, security, other)
Department of Social Services (DHS)	Reasons for shelter eligibility	Monthly statistics on eligibility determinations for shelter.	2	Yes	
Department of Social Services (DHS)	Associated Address for DHS sheltered individuals	Associated address for clients in DHS shelter.	2	Yes	
Department of Social Services (DHS)	DHS Shelter Census by Community District	Community district for current census.	2	Yes	
Department of Transportation (DOT)	Bicycle Parking Location	Tracks locations and status of all DOT Bicycle Parking assets: CityRacks/Bike Racks, Bike Corrals, Sheltered Bike Parking and Indoor Bike Parking. .	2	Yes	
Department of Transportation (DOT)	Commissioner's Correspondence	Tracks correspondences responses received by the Commissioner's Correspondence Unit and the Borough Commissioners' offices and tracked in the Agency Response Tracking System (ARTS).	117	Yes	
Department of Transportation (DOT)	Defects (MOSAICS)	Street and Sidewalk Defects tracked in MOSAICS.	485	Partial	Street Pothole work orders (Defects) - available on OD Portal. Sidewalk Defects - Under review.
Department of Transportation (DOT)	DOT Street Lights and Traffic Signals	Filtered view of “All 311 Service Requests from 2010 to present. This information is automatically updated daily.”.	66	Yes	
Department of Transportation (DOT)	Gang Sheets in MOSAICS	Street Maintenance crew records of workers and work performed. .	295	No	Under Review.
Department of Transportation (DOT)	GangMenu	Tracks workers and work performed by Arterial Maintenance crews.	4	No	Under Review.
Department of Transportation (DOT)	Intercity Bus Stop Permits	The system enables NYC to collect revenues from the numerous free shuttles and private tour groups that carry people to NYC from outside the boroughs as well as shuttle people within the boroughs.	2	Yes	
Department of Transportation (DOT)	Over Dimensional Vehicle Permits	Permits for Over Dimensional Vehicles to travel through New York City. .	2	Yes	
Department of Transportation (DOT)	Parking Information Management System (PIMS)	Meter Maintenance uses this system to track installations, removals, and other maintenance actions. Inspectors upload data from their hand held devices to the system. .	12	Partial	Parking Meter Locations and Status is available. Other Parking Meter details contains sensitive information.



Agency	Dataset Title	Dataset Description	Number of FOIL request The number of responses to FOIL requests, in the past fiscal year, using data from this dataset.	Dataset on Open Data? Is this dataset published on the Open Data portal or listed on the Open Data plan for future publication?	Reason not public If “not on open data,” is there any reason the dataset should not be made public? If not, please add reason (e.g., privacy, security, other)
Department of Transportation (DOT)	Parking Regulations Signs	The Parking Regulations are drawn from DOT's Signs Information Management System (SIMS) is a map-based asset management and workflow system. The database keeps track of the description, location and installation dates for DOT parking, regulatory, guide and warning signs. .	303	Yes	
Department of Transportation (DOT)	Pavement Safety Marking Tracking System (For Construction)	Amount of work inspected per work order sent to the contractor. Has billing info of contractor. (Life of pavement markings from inspection to payment).	13	Yes	
Department of Transportation (DOT)	Pedestrian Ramp Database	The pedestrian ramp database is used to record the accessibility of a street corner, type & grade of pedestrian ramp using ESRI's ArcGIS for Collector and tracking of pedestrian ramp inspections and results.	5	No	Under Review.
Department of Transportation (DOT)	Regulatory Sign Repair	Average time to repair priority regulatory signs after notification (days).	303	Yes	
Department of Transportation (DOT)	Sidewalk (SDW) Database	Sidewalk Management tracks, organizes and reports on status of New York City sidewalks.	1206	Yes	
Department of Transportation (DOT)	Signs Information Management System	Signs Information Management System (SIMS) is a map-based asset management and workflow system that is used to manage parking, regulatory, guide and warning signs. It controls the signs workflow from the proposal of a new regulation to its installation, and maintains a history of sign assets and sign orders for all regulated intersections, blocks and corridors in New York City.	303	Yes	
Department of Transportation (DOT)	Spatial Street Smarts (MO-SAICS Projects)	Map-based Workflow Management System to assist the pavement resurfacing and capital construction operation. Interfaces with MOSAICS.	148	No	Under Review.
Department of Transportation (DOT)	Staten Island Ferry Passenger Counts	Total ridership for Staten Island Ferry.	3	No	Under Review.
Department of Transportation (DOT)	Street Construction Inspections and Corrective Action Requests	Dynamic Application System for HIQA (DASH) application allows HIQA supervisors to assign street work permits inspections to inspectors and provide options for inspectors to complete/submit inspection results using PC tablets in the field with wireless connectivity.	1382	Yes	

Agency	Dataset Title	Dataset Description	Number of FOIL request The number of responses to FOIL requests, in the past fiscal year, using data from this dataset.	Dataset on Open Data? Is this dataset published on the Open Data portal or listed on the Open Data plan for future publication?	Reason not public If “not on open data,” is there any reason the dataset should not be made public? If not, please add reason (e.g., privacy, security, other)
Department of Transportation (DOT)	Street Construction Permits and Stipulations	Street Construction Permit Management system with a permit search module for all DOT permits currently available. Also contains, permittee registration and management, Location management, and Pre-Approval waivers.	1917	Yes	
Department of Transportation (DOT)	Street Lighting Work Orders	Tracking of Streetlights location, and repair work order repair status.	7	Partial	Public Street Light work order are available. Street Light asset management system (TERMS) is under review.
Department of Transportation (DOT)	Street Pavement Ratings	The New York City Department of Transportation is responsible for keeping the City's streets in good repair. The Agency performs ongoing assessment of New York City streets. Ratings are based on a scale from 1 to 10, and results are grouped in the following categories: Good (%) - ratings of 8 to 10, Fair (%) - ratings of 4 to 7, and Poor (%) - ratings of 1 to 3. This data will allow you to create a map. .	1	Yes	
Department of Transportation (DOT)	Street Resurfacing Schedule	Milling and Paving Schedule by borough.	1	No	Under Review.
Department of Transportation (DOT)	Traffic Information Management System (TIMS)	Traffic Information Management System (TIMS) standardizes the workflow for accessing and analyzing traffic and other vehicle types, such as Bike, count data, capturing accurate geographic and temporal information and Streamlining the process of requesting data.	15	Yes	
Department of Youth and Community Development (DYCD)	Runaway and Homeless Youth Site Listings	Provided point-in-time information about current RHY sites, including type of site, number of beds funded, number of beds open, date site opened, and specialties in population served.	2	Partial	Concerns about sharing info about program sites due to age of participants and possible contact by abusers and/or sex traffickers. Also general privacy concerns.
Department of Youth and Community Development (DYCD)	Runaway and Homeless Youth Discharge Information	Provided total number of youth discharged, during period of time specified by requester, on a monthly and quarterly basis from Transitional Independent Living Shelters and Crisis Shelters, broken down by destination.	3	No	In review to determine posting

Agency	Dataset Title	Dataset Description	Number of FOIL request The number of responses to FOIL requests, in the past fiscal year, using data from this dataset.	Dataset on Open Data? Is this dataset published on the Open Data portal or listed on the Open Data plan for future publication?	Reason not public If “not on open data,” is there any reason the dataset should not be made public? If not, please add reason (e.g., privacy, security, other)
Department of Youth and Community Development (DYCD)	ThriveNYC Funding	Provided point-in-time information of current contracts administered by DYCD with funding from ThriveNYC for Drop-In Centers, Crisis Shelters, and Transitional Independent Living Shelters, including amount per Provider, contract period, number of beds, and description of services provided.	1	No	In review to determine posting
Department of Youth and Community Development (DYCD)	Contracts with Phipps Neighborhood Houses	Provided point-in-time information of current contracts between DYCD and Phipps Neighborhood Houses, including contract number, term, RFP/Council Initiative, Major Program Area, and amount funded.	1	No	In review to determine posting
Department of Youth and Community Development (DYCD)	Block Grant Funding	Provided information of contracts administered by DYCD in FY18 with funding from federal Community Development Block Grant and Community Services Block Grant funding, including contract number, name of provider, major program area, and amount funded.	1	No	In review to determine posting
Department of Youth and Community Development (DYCD)	Runaway and Homeless Youth Demographic Data	Provides total number of youth served in FY16-FY18 in Crisis Shelters, Transitional Independent Living Shelters and Outreach Centers, broken down by gender, LGBTQI status, race, and ethnicity.	1	No	In review to determine posting
Law Department (LAW)	Case/matter data	Case/matter management system.	20	No	Dataset is planned for release in 2018.
Manhattan Borough President (MBPO)	Vanity Address	List of vanity address assignments	1	Yes	
Mayor's Office of Contract Services (MOCS)	Performance Evaluations by Agency report	This report lists Vendor performance evaluations conducted by MOCS in Fiscal Year 2017.	1	No	Performance Evaluation reports will not be made public at this time. As of FY 2018, Performance Evaluations are being conducted in PASSPort, and the previous source of record (VENDEX) has been deprecated. Matters of governance including the structure of public-facing data, the presentation of current (PASSPort) vs legacy (MOCS) data and retention policies are all under development. It is expected that the publication of this data will fall outside the 2019 Fiscal Year.

Agency	Dataset Title	Dataset Description	Number of FOIL request The number of responses to FOIL requests, in the past fiscal year, using data from this dataset.	Dataset on Open Data? Is this dataset published on the Open Data portal or listed on the Open Data plan for future publication?	Reason not public If “not on open data,” is there any reason the dataset should not be made public? If not, please add reason (e.g., privacy, security, other)
Mayor's Office of Contract Services (MOCS)	Caution List	This report includes a list of cautions issued on Vendors by MOCS within a requestor-defined date range.	1	No	Caution reports will not be made public at this time. As of FY 2018, Cautions are being conducted in PASSPort, and the previous source of record (VENDEX) has been deprecated. Matters of governance including the structure of public-facing data, the presentation of current (PASSPort) vs legacy (MOCS) data and retention policies are all under development. It is expected that the publication of this data will fall outside the 2019 Fiscal Year.
Mayor's Office of Contract Services (MOCS)	FY18 CBO Expense Report	This report includes spending data on Community-Based Organizations within a requestor-defined date range.	2	Yes	Release planned for FY 2019. MOCS is reviewing report contents and release schedule. Please refer to “Future Releases” section.
Mayor's Office of Contract Services (MOCS)	Contract List	This list includes contract information for a City vendor/contractor.	1	Yes	Release planned for FY 2019. MOCS is reviewing report contents and release schedule. Please refer to “Future Releases” section.
Mayor's Office of Contract Services (MOCS)	Related Entity List	This list includes the names of related entities of a specified City vendor/contractor.	2	No	The related entity list will not be made public at this time. As of FY 2018, the related entity list is data generated in PASSPort. The previous source of record, VENDEX, has been deprecated. Matters of governance including the structure of public-facing data, the presentation of current (PASSPort) vs legacy (MOCS) data and retention policies are under development. It is expected that the publication of this data will fall outside the 2019 Fiscal Year.
Mayor's Office of Environmental Remediation (MOER)	NYC VCP sites	Active and completed sites in the NYC Voluntary Cleanup Program.	1	No	This data was created in a static Excel file. We are working to create an API that will regularly publish this data and sites in our E-designation program.
NYC Recovery	Planned and Completed Elevation Homes	A list of homes (confidential information removed) showing all elevation homes in the Build It Back program and their respective construction status.	1	Yes	

Agency	Dataset Title	Dataset Description	Number of FOIL request The number of responses to FOIL requests, in the past fiscal year, using data from this dataset.	Dataset on Open Data? Is this dataset published on the Open Data portal or listed on the Open Data plan for future publication?	Reason not public If “not on open data,” is there any reason the dataset should not be made public? If not, please add reason (e.g., privacy, security, other)
NYC Recovery	Elevation Homes in Zip Codes	A list of homes (confidential information removed) showing all elevation homes in the Build It Back program and their respective zip codes.	1	Yes	
NYC Recovery	Active Applications with Demographics	All active Build It Back applicants with demographic data including age, ethnicity, race, and zip code.	1	No	Demographic data may not be appropriate for public display for privacy reasons. Also, demographic data are incomplete given that most applicants do not wish to disclose such information.
Office of Administrative Trials and Hearings (OATH)	Hearings Division Appeals Unit	Data reflecting the number of appeals filed, decisions issued, and outcome.	2	No	Appeals decisions are already available on a public website. Please see link to the data used in our response: <a href="https://www.nyls.edu/cityadmin/?q=march+2018&amp;site=new_ecb&amp;-filter=o&amp;Search=Search&amp;sort=relevancy">https://www.nyls.edu/cityadmin/?q=march+2018&amp;site=new_ecb&amp;-filter=o&amp;Search=Search&amp;sort=relevancy</a>
Office of Administrative Trials and Hearings (OATH)	Hearings Division DOHMH Petitioner Cases	Data reflecting adjudication of summonses issued by the DOHMH.	1	Yes	
Office of the Comptroller (COMPTROLLER)	Annual proxy voting records of the five New York City Retirement Systems	Annual proxy voting records of the five New York City Retirement Systems.	1	Yes	
Office of the Comptroller (COMPTROLLER)	Complete list of the New York City Fire Department holdings as of the close of the fiscal year	Complete list of the New York City Fire Department holdings as of the close of the fiscal year.	1	Yes	
Office of the Comptroller (COMPTROLLER)	Complete list of the New York City Employees' Retirement System holdings as of the close of the fiscal year	Complete list of the New York City Employees' Retirement System holdings as of the close of the fiscal year.	1	Yes	
Office of the Comptroller (COMPTROLLER)	Complete list of holdings as of the close of the fiscal year for all five New York City Retirement Systems	Complete list of holdings as of the close of the fiscal year for the New York City Board of Education Retirement System, Employees' Retirement System, the New York City Teachers' Retirement System, the New York City Fire Department Pension Fund, and the New York City Police Department Pension Fund.	1	Yes	
Police Department (NYPD)	Arrests	Location of arrests in NYC.	59	Yes	Scheduled on 2018 Compliance Plan
Police Department (NYPD)	Summonses	Count of summons issued by precinct.	40	Yes	Scheduled on 2018 Compliance Plan

Agency	Dataset Title	Dataset Description	Number of FOIL request The number of responses to FOIL requests, in the past fiscal year, using data from this dataset.	Dataset on Open Data? Is this dataset published on the Open Data portal or listed on the Open Data plan for future publication?	Reason not public If “not on open data,” is there any reason the dataset should not be made public? If not, please add reason (e.g., privacy, security, other)
Department of Small Business Services (SBS)	Waterfront Division	Waterfront Records.	18	No	File is too large and in .PDF format. It is not replicable on Open Data.
Department of Small Business Services (SBS)	Procurement Division	RFP’S; M/WBE Diversity Plan .	6	No	These are ad-hoc requests that cannot be quantifiably provided to Open Data in a format that would be relevant to the user. The information is generally provided in multiple formats depending on the nature of the FOIL request.
Department of Small Business Services (SBS)	Workforce Division	HireNYC.	1	No	These are ad-hoc requests that cannot be quantifiably provided to Open Data in a format that would be relevant to the user. The information is generally provided in multiple formats depending on the nature of the FOIL request.
Department of Small Business Services (SBS)	Neighborhood Dev. Division	BID Documents.	3	No	These are ad-hoc requests that cannot be quantifiably provided to Open Data in a format that would be relevant to the user. The information is generally provided in multiple formats depending on the nature of the FOIL request.
Department of Small Business Services (SBS)	Business Services Division	Surveys.	4	No	These are ad-hoc requests that cannot be quantifiably provided to Open Data in a format that would be relevant to the user. The information is generally provided in multiple formats depending on the nature of the FOIL request.
Department of Small Business Services (SBS)	DEFO	M/WBE Certifications.	2	No	These are ad-hoc requests that cannot be quantifiably provided to Open Data in a format that would be relevant to the user. The information is generally provided in multiple formats depending on the nature of the FOIL request.
Department of Small Business Services (SBS)	General Counsel Office	Federal Grant; Personnel Record.	2	No	These are ad-hoc requests that cannot be quantifiably provided to Open Data in a format that would be relevant to the user. The information is generally provided in multiple formats depending on the nature of the FOIL request.

\* Agency did not report metrics before deadline.

## Open Data Plan

# Agency Civic Engagement Commitments

For the first time this year, the Open Data team required agencies to commit to three civic engagement activities between September 15, 2018 and September 15, 2019. Agencies that opted-out were required to list their reason with a public statement.

See the dataset online at: <https://data.cityofnewyork.us/City-Government/2018-Open-Data-Plan-Civic-Engagements/sf92-v8wr>

Engage a professional (internally or externally) to develop user personas and better engage your users.				
Develop and convene a focus group or advisory council of users of your agency's open data to learn more about how they use your data assets, and to request feedback	1			
Offer a public email newsletter on your agency's website (or on the Open Data website) and send out at least two communications annually about your agency's open data assets				
Produce a curriculum to be used to engage an audience around your agency's open data assets at an event of your choosing or working with the Open Data Team to identify an opportunity				
Produce your own event to discuss your agency's open data assets (this could be a 1 hour workshop, a 24 hour hackathon, or something else)				
Share Open Data swag and informational one-pager with your community engagement liaisons to share at your agency's existing community touchpoints			1	
Present about your agency's open data assets in an academic or school environment	1	1		
Speak at an event hosted by your agency about your agency's open data assets	1			
Speak at a partner's event (in NYC) about your agency's open data assets. (e.g., Community Boards)	1	1		
Identify someone from your agency to speak about your agency's open data assets at an event as a part of Open Data Week 2019	1			
Record a 60-90 second video describing your agency's data assets or a recent data asset release with your agency's marketing team or in collaboration with the Open Data Team.	1			
Present at one of the NYC Open Data Team's quarterly Civic Hall events	1		1	
Post about your agency's open data assets on your agency's Facebook or LinkedIn channels	1			
Add a project made by your agency to the NYC Open Data Project Gallery				
Include agency's open data commitment in a report published by your agency				
Write a blog post about your agency's existing open data assets on the NYC Open Data blog	1	1		
Write a blog post about your agency's existing open data assets on your agency's blog/website		1		
Advertise NYC Open Data on your agency's website		1	1	
Tweet whenever a new open data asset is published	1			
Send 1 tweet per month about your agency's existing open data assets	1			
Agency	311	Administration for Children's Services (ACS)	Board of Standards and Appeals (BSA)	Brooklyn Borough President's Office (BBP)



Agency

Engage a professional (internally or externally) to develop user personas and better engage your users.
Develop and convene a focus group or advisory council of users of your agency's open data to learn more about how they use your data assets, and to request feedback
Offer a public email newsletter on your agency's website (or on the Open Data website) and send out at least two communications annually about your agency's open data assets
Produce a curriculum to be used to engage an audience around your agency's open data assets at an event of your choosing or working with the Open Data Team to identify an opportunity
Produce your own event to discuss your agency's open data assets (this could be a 1 hour workshop, a 24 hour hackathon, or something else)
Share Open Data swag and informational one-pager with your community engagement liaisons to share at your agency's existing community touchpoints
Present about your agency's open data assets in an academic or school environment
Speak at an event hosted by your agency about your agency's open data assets
Speak at a partner's event (in NYC) about your agency's open data assets. (e.g., Community Boards)
Identify someone from your agency to speak about your agency's open data assets at an event as a part of Open Data Week 2019
Record a 60-90 second video describing your agency's data assets or a recent data asset release with your agency's marketing team or in collaboration with the Open Data Team.
Present at one of the NYC Open Data Team's quarterly Civic Hall events
Post about your agency's open data assets on your agency's Facebook or LinkedIn channels
Add a project made by your agency to the NYC Open Data Project Gallery
Include agency's open data commitment in a report published by your agency
Write a blog post about your agency's existing open data assets on the NYC Open Data blog
Write a blog post about your agency's existing open data assets on your agency's blog/website
Advertise NYC Open Data on your agency's website
Tweet whenever a new open data asset is published
Send 1 tweet per month about your agency's existing open data assets

Agency

Department of Design and Construction (DDC)	1	1					1												
Department of Education (DOE)								1	1										
Department of Environmental Protection (DEP)		1	1	1	1														
Department of Finance (DOF)		1	1				1												
Department of Health and Mental Hygiene (DOHMH)	1		1				1												
Department of Housing Preservation and Development (HPD)		1	1				1	1											
Department of Information Technology & Telecommunications (DoITT)			1	1		1													
Department of Investigation (DOI)		1					1			1									
Department of Parks and Recreation (DPR)			1										1	1			1		
Department of Probation (DOP)			1							1	1								
Department of Records and Information Services (DORIS)		1	1			1				1									
Department of Sanitation (DSNY)			1			1		1											

[illegible]

[illegible]

[illegible]

## For agencies not engaging in the civic engagement commitment, a public statement for why.

**Center of Innovation through Data Intelligence (CIDI):** CIDI does not have data on Open Data.

**Civil Service Commission (CSC):** The Civil Service Commission has posted data to the open data portal which provides the general public with a historic view of our agency's activity for a given year without identifying individual appellants. In the interest of improving accessibility to the data that we have posted, the Commission will provide a link to the open data portal on its website. The Commission hears appeals in Civil Service Law Section 50 disqualifications for employment and Section 76 disciplinary cases. Therefore, the Commission's data consists of sensitive, confidential information of a limited number of appellants. Given the confidential nature of the appeals before the Commission, and the limited segment of the public affected by these appeals, we believe that any further public outreach concerning our data would not be beneficial to the population we serve.

**Financial Information Services Agency (FISA) & Office of Payroll Administration:** As indicated above, FISA-OPA is committed to advertising NYC Open Data by displaying the Open Data logo on our public-facing website. FISA-OPA holds the unique role of managing citywide financial and payroll systems and as such we do not currently participate in any social media platforms. Therefore, with respect to additional civic engagement efforts suggested, because of the back-office nature of our business operations and the fact that we are merely the custodians of the information supplied by other agencies (who are the business owners), we believe such agencies are better suited to engage the public with regard to the substance of their data.

**Mayor's Office of Minority and Women-owned Business Enterprises (OMWBE):** Mayor's Office of M/WBE does not have its own data. Our data is collected, retained, and released by the Mayor's Office of Contract Services or NYC Small Business Services.

**New York City Council (NYCC):** The New York City Council will continue its oversight over the implementation of the Open Data Law, through hearings and public engagement, and will continue to promote open data in New York City.

**School Construction Authority (SCA):** The SCA engages in continuous civic engagement. The SCA's capital plan and capital plan amendment review processes require public hearings in 32 community school districts; the siting process for new schools requires a public engagement period involving community and school boards; and, the capital improvement project review process often requires engagement with PTAs and PAs. The SCA is a capital agency and, as such, there is no funding for staff to perform additional civic engagement functions such as those defined by this program.

**Staten Island Borough President's Office (SIBPO):** The Staten Island Borough President's Office will additionally create a Facebook post on their website, and, engage through their BP Assist app.

# Local Law 251 of 2018: Status of All Public Datasets

Starting this year, the Open Data plan is required to include comprehensive information on each dataset on the Open Data Portal, including the dataset's:

- Scheduled publication date
- Actual publication date
- Most recent update date
- URL
- Whether it complies data retention standard (which mandates that row-level data be maintained on the dataset)
- Whether it has a data dictionary
- Whether it meets the geocoding standard, does not meet the geocoding, or is ineligible for the geospatial standard
- Whether updates to the dataset are automated;
- Whether updates to the dataset “feasibly can be automated”

## Published Data Asset Inventory

This information is included for each of the 2,000+ datasets currently available on the NYC Open Data Portal in a tracker that is automatically updated daily. A dashboard visualizing this information, including, will be made available later this year.

View the dataset online at: <https://data.cityofnewyork.us/City-Government/Local-Law-251-of-2017-Published-Data-Asset-Invento/5tqd-u88y>

## Open Data Plan Tracker

In addition, a list of every dataset that is currently or has ever been included on a previous NYC Open Data Plan, its scheduled publication date, and whether it was published or removed from the Plan, has been compiled. Of the 1259 entries:

- 520 datasets have been released. These datasets have URLs to their current location on the Open Data Portal.
- 523 datasets are scheduled for future release and are included in the 2018 Open Data Plan.
- 180 datasets have been removed from the plan. All removals were listed in the Open Data Plan’s “Removed Datasets” section with a justification for removal.
  - 24 datasets were released, but then removed from the portal.
  - 12 datasets are currently listed as “Under Review.” The Open Data team is still investigating whether these datasets were released with different titles or removed from the plan or Portal upon the agency’s request.

View the dataset online at: <https://data.cityofnewyork.us/City-Government/Local-Law-251-of-2017-NYC-Open-Data-Plan-Tracker/qjzz-ibhs>